



| 7277 SERIES

½ to 20 Amp, Single-Phase, Non-Compensated, General Application

Introduction

Klixon® 7277 series is designed for applications that do not require the tighter performance characteristics and approvals of our military circuit breakers. Originally developed as an alternative to slow blow fuses, the trip-free 7277 is used extensively as primary electrical circuit protection on general aviation aircraft.



The military grade version of this circuit breaker is the Klixon® 7274-2 series. The 7277 and 7274-2 series circuit breakers are physically and electrically identical, with the exception that the 7277 has wider calibration limits.

Features

- Miniature size
- Light weight
- Trip-free design
- Current rating: 0.5 to 20 amps
- High vibration resistance
- Options include: dust boot (part #14500-1 fits 15/32 bushing, part #14500-5 fits 7/16 bushing), auxiliary switch, terminal hardware, longer push button

PERFORMANCE CHARACTERISTICS

Vibrations	10G minimum, 50–500 Hz (other vibration levels available)	
Mechanical Shock	35G	
Acceleration	10G	
Weight	28 grams maximum	
Interrupt Current	0.50–5 amps: unlimited at 28 VDC 7.50–15 amps: 2,000 amps at 28 VDC 0.50–1.50 amps: unlimited at 120 VAC, 400 Hz	2–5 amps: 800 amps at 120 VAC, 400 Hz 7.50–20 amps: 500 amps at 120 VAC, 400 Hz
Endurance	2,500 cycles: 120 VAC, 400 Hz inductive 5,000 cycles: 120 VAC, 400 Hz resistive 2,500 cycles: 30 VDC inductive	5,000 cycles: 30 VDC resistive 10,000 cycles: Mechanical, no load

CALIBRATION CHART

For a Standard Device

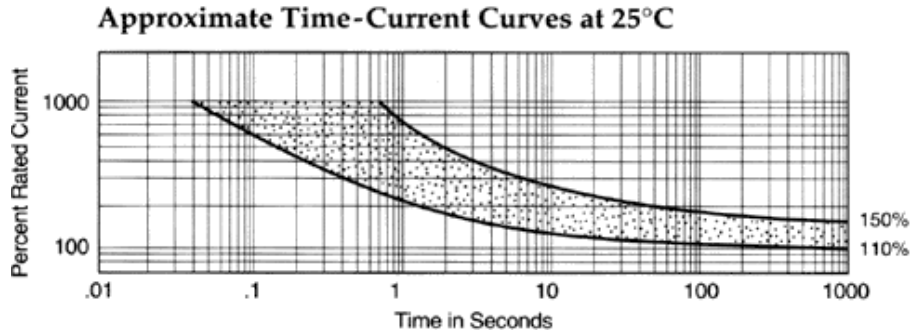
Temp.	Minimum Ultimate Trip	Maximum Ultimate Trip	Trip Time (in seconds)		
			200%	500%	1000%
25°C	110%	150%	2-35	0.15-1.7	0.028-0.55

The most typical device is 1–20 amps. For others, please contact us.

TYPICAL USE

- Computers
- Construction
- Data processing and telecommunications equipment
- Flight simulators
- General aviation aircraft
- Materials handling
- Other industrial electronic equipment
- Trainers and simulators, where all breakers are operated on low ampere control current (see Klixon® 3SB simulator series). Different amp rating inserts (amp ratings on top of push button) can be ordered separately. Use Sensata part number 27515.)

TRIP CURVE



VOLTAGE DROP

Amp Rating	Max. Voltage Drop*
½	2.00
¾	1.45
1	1.10
1½	0.75
2	0.70
2½	0.50
3	0.33
4	0.30
5	0.25
7½	0.20
10	0.15
15	0.15
20	0.15

*Maximum voltage drop at nominal rated current.

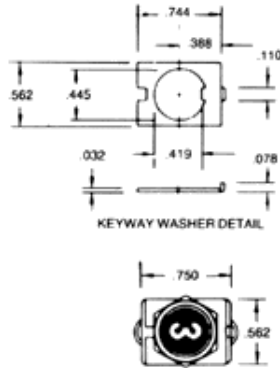


DIMENSIONS

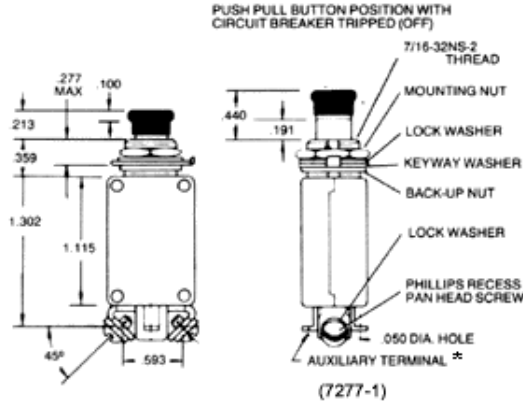
Dimensions in mm [Inch]

7277-1* and 7277-2

Top View



Side View



Sensata Technologies, Inc. ("Sensata") data sheets are solely intended to assist designers ("Buyers") who are developing systems that incorporate Sensata products (also referred to herein as "components"). Buyer understands and agrees that Buyer remains responsible for using its independent analysis, evaluation and judgment in designing Buyer's systems and products. Sensata data sheets have been created using standard laboratory conditions and engineering practices. Sensata has not conducted any testing other than that specifically described in the published documentation for a particular data sheet. Sensata may make corrections, enhancements, improvements and other changes to its data sheets or components without notice.

Buyers are authorized to use Sensata data sheets with the Sensata component(s) identified in each particular data sheet. HOWEVER, NO OTHER LICENSE, EXPRESS OR IMPLIED, BY ESTOPPEL OR OTHERWISE TO ANY OTHER SENSATA INTELLECTUAL PROPERTY RIGHT, AND NO LICENSE TO ANY THIRD PARTY TECHNOLOGY OR INTELLECTUAL PROPERTY RIGHT, IS GRANTED HEREIN. SENSATA DATA SHEETS ARE PROVIDED "AS IS". SENSATA MAKES NO WARRANTIES OR REPRESENTATIONS WITH REGARD TO THE DATA SHEETS OR USE OF THE DATA SHEETS, EXPRESS, IMPLIED OR STATUTORY, INCLUDING ACCURACY OR COMPLETENESS. SENSATA DISCLAIMS ANY WARRANTY OF TITLE AND ANY IMPLIED WARRANTIES OF MERCHANTABILITY, FITNESS FOR A PARTICULAR PURPOSE, QUIET ENJOYMENT, QUIET POSSESSION, AND NON-INFRINGEMENT OF ANY THIRD PARTY INTELLECTUAL PROPERTY RIGHTS WITH REGARD TO SENSATA DATA SHEETS OR USE THEREOF.

All products are sold subject to Sensata's terms and conditions of sale supplied at www.sensata.com SENSATA ASSUMES NO LIABILITY FOR APPLICATIONS ASSISTANCE OR THE DESIGN OF BUYERS' PRODUCTS. BUYER ACKNOWLEDGES AND AGREES THAT IT IS SOLELY RESPONSIBLE FOR COMPLIANCE WITH ALL LEGAL, REGULATORY AND SAFETY-RELATED REQUIREMENTS CONCERNING ITS PRODUCTS, AND ANY USE OF SENSATA COMPONENTS IN ITS APPLICATIONS, NOTWITHSTANDING ANY APPLICATIONS-RELATED INFORMATION OR SUPPORT THAT MAY BE PROVIDED BY SENSATA.

Mailing Address: Sensata Technologies, Inc., 529 Pleasant Street, Attleboro, MA 02703, USA.

CONTACT US

Americas

+1 (508)-236-3287
 klixon@sensata.com

AUTHORIZED DISTRIBUTORS

Flame Enterprises
 Bob Correa, Director of Product Management
 +1 (240) 236-9802
 bcorrea@flamecorp.com
 info@flamecorp.com | Web
 Tel: 1-800-854-2255 or 1-818-700-2905
 Fax: 1-818-407-5080

Peerless Electronics
 Steve Gunther, National Sales Manager

+1 (516) 594-3509
 sgunther@peerlesselectronics.com
 nysales@peerlesselectronics.com
 Web
 Tel: 1-800-285-2121
 Fax: 1-800-222-8096

Europe, Middle East & Africa

Flame Enterprises
 Bob Correa, Director of Product Management
 +1 (240) 236-9802
 bcorrea@flamecorp.com
 info@flamecorp.com | Web
 Tel: 1-800-854-2255 or 1-818-700-2905
 Fax: 1-818-407-5080