




MINI 100 CIRCUIT BREAKER

The MINI 100 Series circuit breaker is designed as a drop-in replacement for mini type fuses for use in critical safety circuits, or where an automatic resettable protection is needed. The MINI 100 is available in ratings up to 30 amps with a color tap cover. With an exceptional history of more than 90 years, Sensata Technologies is leading supplier of sensors and bimetal switches.



Overview

Sensata Technologies MINI 100 Footprint Series of circuit breakers are designed for wiring harness protection in 12V/24V DC automotive, agriculture, marine, and robotic applications. The MINI 100 is an ideal protection device to guard against momentary overloads. The MINI 100 can be mounted in a 280 and/or ATM footprints also known as MINI mini-fuse location. Optional mounting needs can be addressed by contacting Sensata Technologies. This bimetallic device is sensitive to both over-current and over-temperature fault conditions. This device is especially designed with a Secondary Circuit Protection that uses a fusible link as backup protection for end of life failure modes of the device. Sensata Technologies is an ISO and QS registered company providing world-class quality products.

Benefits

- Includes an internal Secondary Current Protection (SCP) option
- The SCP is designed for short circuit protection similar to a fusible link with the benefit of a resettable circuit breaker feature.
- Includes a robust plastic design cover with optional cap colors for easy part identification
- Cooler terminal and cover temperature design
- Exceeds SAE J553 requirements

● SPECIFICATIONS

Nominal Operating Voltage	DC 14V*, DC 24V
Voltage Drop at Operating Current	150 mV Max
Nominal Current Rating	10 to 25 Amps @ 25 C
Operational Temperature Range	40°C to 85°C (Nominal Temperature of 25°C)
Polarity	Independent of Circuit Polarity

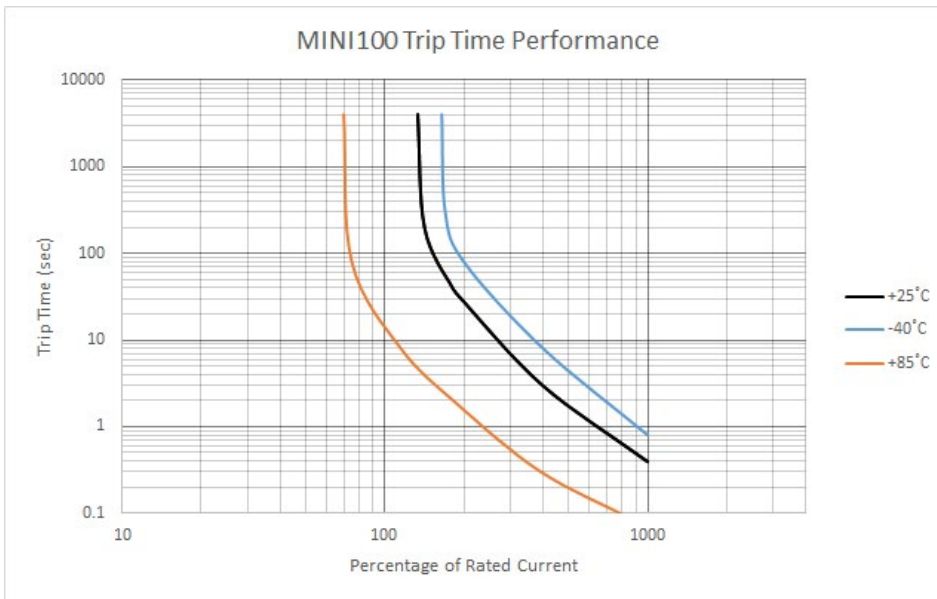
* The circuit breaker must operate within the range of 9.0 to 16.0 Volts DC. Nominal intended voltage is 14.0 volts DC. Unless otherwise specified, testing by customers should be conducted at 14V DC.

TECHNICAL SPECIFICATIONS

Current Re-Rating with Ambient Temperature

Nominal Current Rating (A)	Color Coding	Derated Currents @ Ambient Temperatures		
	Top Cap Cover	-40°C	25°C	85°C
10	Red	12.5	10	7
15	Blue	18.5	15	10.5
20	Yellow	25	20	14
25	White	31	25	17.5

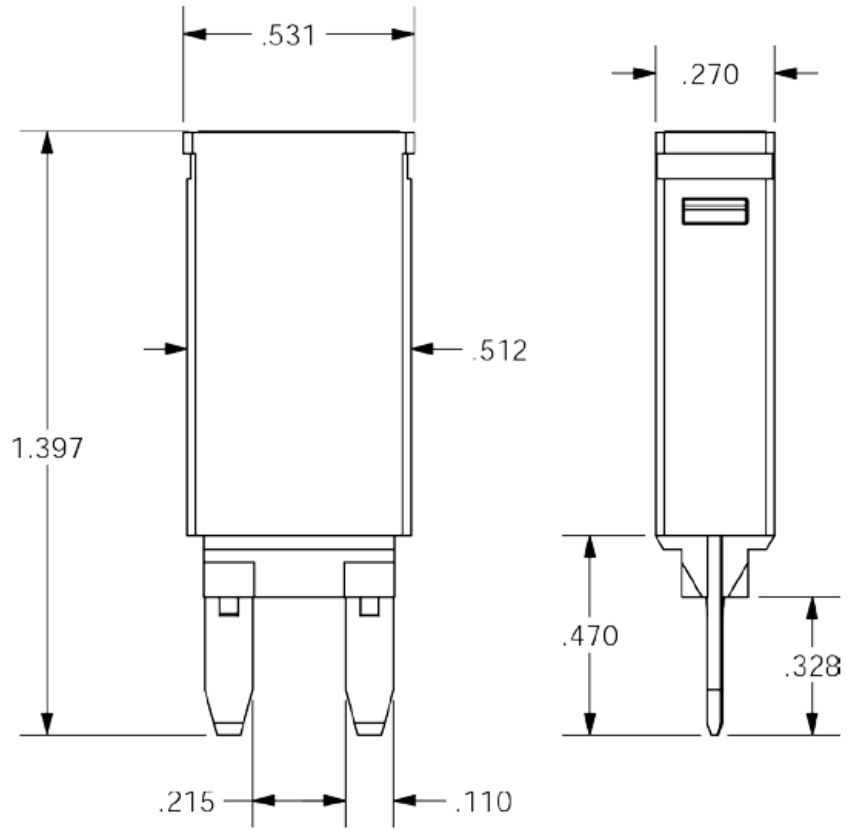
Curves

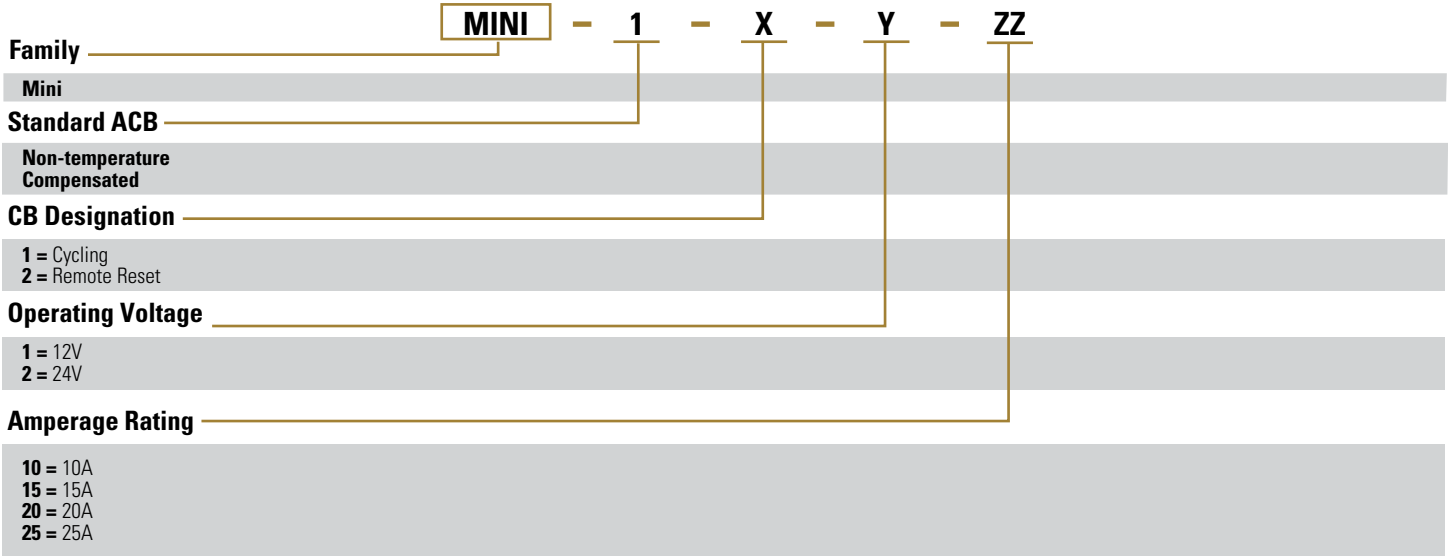


These curves are to be used only as a guide in selecting a protector for a particular application. Final trip times are dependent upon the type of application and are the responsibility of the application engineer to determine through appropriate testing.

DIMENSIONS

Dimensions in mm [Inch]





X-Configuration: Type 1 (cycling) Type 2 (noncycling)

Sensata Technologies, Inc. ("Sensata") datasheets are solely intended to assist designers ("Buyers") who are developing systems that incorporate Sensata products (also referred to herein as "components"). Buyer understands and agrees that Buyer remains responsible for using its independent analysis, valuation, and judgment in designing Buyer's systems and products. Sensata datasheets have been created using standard laboratory conditions and engineering practices. Sensata has not conducted any testing other than that specifically described in the published documentation for a particular datasheet. Sensata may make corrections, enhancements, improvements, and other changes to its datasheets or components without notice.

Buyers are authorized to use Sensata datasheets with the Sensata component(s) identified in each particular datasheet. HOWEVER, NO OTHER LICENSE, EXPRESS OR IMPLIED, BY ESTOPPEL OTHERWISE TO ANY OTHER SENSATA INTELLECTUAL PROPERTY RIGHT, AND NO LICENSE TO ANY THIRD PARTY TECHNOLOGY OR INTELLECTUAL PROPERTY RIGHT, IS GRANTED HEREIN. SENSATA DATASHEETS ARE PROVIDED "AS IS". SENSATA MAKES NO WARRANTIES OR REPRESENTATIONS WITH REGARD TO THE DATASHEETS OR USE OF THE DATASHEETS, EXPRESS, IMPLIED, OR STATUTORY, INCLUDING ACCURACY OR COMPLETENESS. SENSATA DISCLAIMS ANY WARRANTY OF TITLE AND ANY IMPLIED WARRANTIES OF MERCHANTABILITY, FITNESS FOR A PARTICULAR PURPOSE, QUIET ENJOYMENT, QUIET POSSESSION, AND NON-INFRINGEMENT OF ANY THIRD PARTY INTELLECTUAL PROPERTY RIGHTS WITH REGARD TO SENSATA DATASHEETS OR USE THEREOF.

All products are sold subject to Sensata's terms and conditions of sale supplied at www.sensata.com SENSATA ASSUMES NO LIABILITY FOR APPLICATIONS ASSISTANCE OR THE DESIGN OF BUYERS' PRODUCTS. BUYER ACKNOWLEDGES AND AGREES THAT IT IS SOLELY RESPONSIBLE FOR COMPLIANCE WITH ALL LEGAL, REGULATORY, AND SAFETY-ELATED REQUIREMENTS CONCERNING ITS PRODUCTS, AND ANY USE OF SENSATA COMPONENTS IN ITS APPLICATIONS, NOTWITHSTANDING ANY APPLICATIONS-RELATED INFORMATION OR SUPPORT THAT MAY BE PROVIDED BY SENSATA.

Mailing Address: Sensata Technologies, Inc., 529 Pleasant Street, Attleboro, MA 02703, USA

CONTACT US

Americas
+1 (508) 236-2551
electrical-protection-sales@sensata.com

Europe, Middle East & Africa
+31743578156
info-sse@list.sensata.com

Asia Pacific
sales.isasia@list.sensata.com

China +86 (21) 2306 1500
Japan +81 (45) 277 7117
Korea +82 (31) 601 2004
India +91 (80) 67920890
Rest of Asia
+886 (2) 27602006 ext 2808