

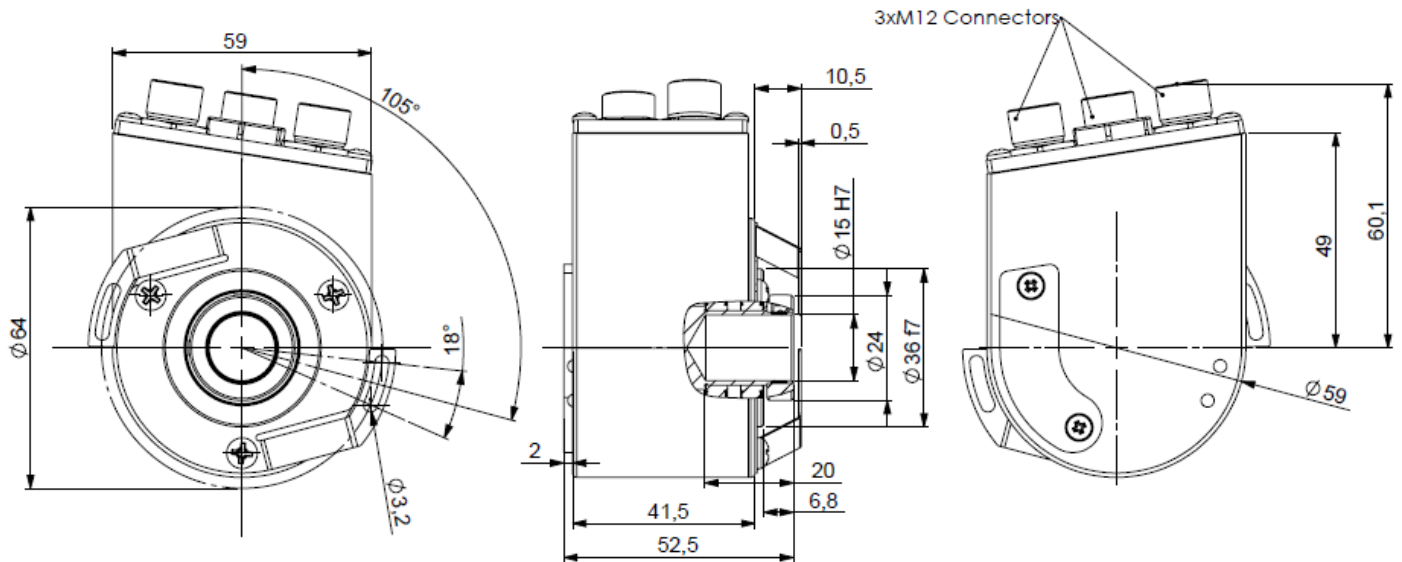
ABSOLUTE MULTI-TURN ENCODER, PROFIBUS INTERFACE, PHK5 SERIE (3 x M12)

PHK5, new generation of Profibus absolute multi-turn encoders :

- Extra-flat encoder, blind shaft up to 14mm (15mm option), reduction hubs available: 6, 8, 10, 12mm,
- Also available in through shaft version,
- Robustness and excellent resistance to shocks / vibrations,
- High protection level IP65,
- High performances in temperature -20°C to +85°C,
- 5 to 30 Vdc power supply,
- Standard resolution : 8192 points per revolution (13 bits resolution),
- High resolution available in option: 65 536 points par revolution (16 bits resolution),
- Turns numerisation up to 65 536 (16 bits),
- Connection via M12 connectors,
- DPV0, Class 2, encoder profile 3.062,
- PHK5 also available with SSI, programmable SSI, CANopen and RS232 interface.



DIMENSION : PHK5 Profibus - connection 3xM12 - with DACs 9445/016* mounted on bearings housing



* Accessory to be ordered separately (standard DAC system : M9445/016)

MECHANICAL CHARACTERISTICS

Material	Cover : treated steel	Vibration (EN60068-2-6)	≤ 100m.s ⁻² (10 ... 2 000 Hz)
	Body: aluminium	EMC	EN 61000-6-4, EN 61000-6-2
	Shaft : stainless steel	Isolation	100V (1 min)
Bearings	6 803 serie	Weight	0,700 kg
Maximum load	Axial : 20 N	Operating temperature	- 20 ... + 85 °C (encoder T°)
	Radial : 50 N	Storage temperature	- 20 ... + 85 °C
Shaft inertia	≤ 2,2.10 ⁻⁶ kg.m ²	Protection(EN 60529)	IP 65
Torque	≤ 6.10 ⁻³ N.m	Torque (ring pressure screw)	nominal: 1.5N.m, break: 2.0N.m
Permissible max. speed	6 000 min ⁻¹	Theoretical mechanical lifetime 10 ⁹ turns (F _{axial} / F _{radial})	
Continuous max. speed	6 000 min ⁻¹	10 N / 25 N	230
Shock (EN60068-2-27)	≤ 500m.s ⁻² (during 6 ms)	20 N / 50N	29

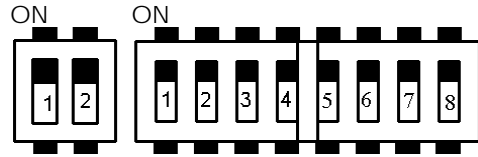
ABSOLUTE MULTI-TURN ENCODER, PROFIBUS INTERFACE, PHK5 SERIE (3 x M12)

GENERALITY

Transmission frequency: from 9.6Kbaud to 12Mbaud.

Electronic interface: opto-isolated RS485.

Adress: permits the addressing of each encoder in an installation (32 master stations or slaves stations per segment without repetitor, 127 maximum with repetitor).



End line resistance termination: 1, 2 "ON" (Beginning or end line)

Switch - on "ON"	1	2	3	4	5	6	7
=	1	2	4	8	16	32	64

Switch 8 on "OFF".

Example: Adress 5: Switch 1 & 3 on "ON", others on "OFF".

PROGRAMMABLE PARAMETERS

Direction : Permits the definition of the counting direction of the encoder (CW or CCW) following its mechanical position.

Resolution : the number of points per turn can be between 0 and 8192, option: 0 to 65536.

Global resolution (MAX RANGE) : Total number of codes of the encoder (2 to 536 870 912, option 2 to 2 147 483 648).

Reset : defines the value of its actual position.

Time base : defines the base time for the speed calculation (10 ms , 100 ms, 1 s, speed in rpm).

CONNECTION

BUS IN (M12 - 5 male pinouts B code)

Signal	NC	BUS A	NC	BUS B	NC
Pinout	1	2	3	4	5

NC : do not connect

BUS OUT (M12 - 5 female pinouts B code)

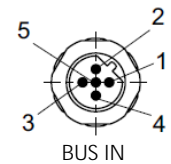
Signal	P5V	BUS A	BUS GND	BUS B	NC
Pinout	1	2	3	4	5

P5V & BUS GND for the connection of the end-line termination resistance.

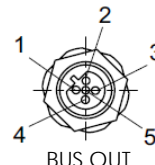
POWER SUPPLY (M12 - 4 male pinouts A code)

Signal	+Vcc	NC	0Vdc	NC
Pinout	1	2	3	4

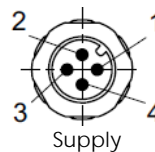
Power supply : 5-30V consumption <200 mA (160mA typ)



BUS IN



BUS OUT



Supply

ORDERING CODE (Special versions upon request, for ex. special flanges/electronics/connections...)

	Shaft Ø	Supply	Interface	Code	Resolution	Turns Nb	Connection	Connection orientation
PHK5	14 : 14mm Reduction hub available 15 : 15mm option	P : 5 to 30Vdc	BG : Profibus	B : Binary	13 : 8192 points per turn (2 ¹³) Option 16 : 65 536 points per turn (2 ¹³)	B16 : 65 536 turns (2 ¹⁶) B15 : 32768 turns (2 ¹⁵)	BH: 3 connectors M12	R : radial
Ex: PHO5_	14 //	P	BG	B //	13	B16 //	BH	R

Made in FRANCE

Datasheets provided by Sensata Technologies, Inc., its subsidiaries and/or affiliates (“Sensata”) are solely intended to assist third parties (“Buyers”) who are developing systems that incorporate Sensata products (also referred to herein as “components”). Buyer understands and agrees that Buyer remains responsible for using its independent analysis, valuation, and judgment in designing Buyer’s systems and products. Sensata datasheets have been created using standard laboratory conditions and engineering practices. Sensata has not conducted any testing other than that specifically described in the published documentation for a particular datasheet. Sensata may make corrections, enhancements, improvements, and other changes to its datasheets or components without notice.

Buyers are authorized to use Sensata datasheets with the Sensata component(s) identified in each particular datasheet. HOWEVER, NO OTHER LICENSE, EXPRESS OR IMPLIED, BY ESTOPPEL OR OTHERWISE TO ANY OTHER SENSATA INTELLECTUAL PROPERTY RIGHT, AND NO LICENSE TO ANY THIRD PARTY TECHNOLOGY OR INTELLECTUAL PROPERTY RIGHT, IS GRANTED HEREIN. SENSATA DATASHEETS ARE PROVIDED “AS IS”. SENSATA MAKES NO WARRANTIES OR REPRESENTATIONS WITH REGARD TO THE DATASHEETS OR USE OF THE DATASHEETS, EXPRESS, IMPLIED, OR STATUTORY, INCLUDING ACCURACY OR COMPLETENESS. SENSATA DISCLAIMS ANY WARRANTY OF TITLE AND ANY IMPLIED WARRANTIES OF MERCHANTABILITY, FITNESS FOR A PARTICULAR PURPOSE, QUIET ENJOYMENT, QUIET POSSESSION, AND NON-INFRINGEMENT OF ANY THIRD PARTY INTELLECTUAL PROPERTY RIGHTS WITH REGARD TO SENSATA DATASHEETS OR USE THEREOF.

All products are sold subject to Sensata’s terms and conditions of sale supplied at www.sensata.com. SENSATA ASSUMES NO LIABILITY FOR APPLICATIONS ASSISTANCE OR THE DESIGN OF BUYERS’ PRODUCTS. BUYER ACKNOWLEDGES AND AGREES THAT IT IS SOLELY RESPONSIBLE FOR COMPLIANCE WITH ALL LEGAL, REGULATORY, AND SAFETY-RELATED REQUIREMENTS CONCERNING ITS PRODUCTS, AND ANY USE OF SENSATA COMPONENTS IN ITS APPLICATIONS, NOTWITHSTANDING ANY APPLICATIONS-RELATED INFORMATION OR SUPPORT THAT MAY BE PROVIDED BY SENSATA.

Mailing Address: Sensata Technologies, Inc., 529 Pleasant Street, Attleboro, MA 02703, USA

CONTACT US

Regional head offices:

United States of America

Sensata Technologies

Attleboro, MA

Phone: 508-236-3800

E-mail: support@sensata.com

Netherlands

Sensata Technologies Holland B.V.

Hengelo

Phone: +31 74 357 8000

E-mail: support@sensata.com

China

Sensata Technologies China Co., Ltd.

Shanghai

Phone: +8621 2306 1500

E-mail: support@sensata.com

Copyright © 2023 Sensata Technologies, Inc.