




# 4TM SERIES | COMPRESSOR CONTROL

Motor Protector Refrigeration Compressors

## Product Overview

- Plug-on thermal motor protector for compressors
- Protects compressors for refrigerators, freezers, dehumidifiers, water coolers, vending machines, and similar refrigeration applications
- Compatible with PTCR starters and electromechanical relays

- Product designed and manufactured in an environment of Total Quality Control
- Applicable to compressors manufactured around the world
- Conforms with worldwide certification agency standards



## Benefits

<b>Cost</b>	The 4TM's plug-on feature and our fully automated manufacturing module provide 4TM customers with lower total installed cost.
<b>Quality</b>	Sensata has designed quality into the 4TM product and process to meet a quality standard based on Statistical Process Control techniques.
<b>Performance</b>	The basic function of the 4TM is to protect the motor in a refrigeration compressor from overheating, resulting from locked rotor or running overload conditions. The 4TM provides this protection by sensing the current and temperature of the motor. The fundamental actuation principle incorporates a noncurrent carrying snap-acting disc, which is located above the heater element. (REFER TO BACK PAGE FOR REFERENCE DRAWINGS). In addition to radiant heat generated from the heater, compressor shell, and ambient, the disc senses the heat from the metal pin carrying line current through the hermetic terminals.

When the disc snaps, it actuates the spring arm located above the disc, opening the contact circuit which shuts off the compressor motor. The operating parameters of the 4TM are not affected by contact wear because the contacts are not part of the resistance circuit and are not part of the temperature calibration mechanism. The design features of the 4TM performance and reliability are the following:

- The variability to increase offtimes allows for matching and compatibility with PTCR starters
- Repeatability of trip time and ultimate trip
- Reduced temperature drift over life cycles
- Resistance to physical and thermal shock

## Contact Capacity (Cycle Life Guidelines)

The 4TM is designed to achieve a minimum of 10,000 cycles as defined by a Weibull analysis of test results. End of useful design life is defined as open or permanently closed circuit, and a change in open temperature of greater than  $\pm 5^{\circ}\text{C}$  or a change in reset temperature of  $\pm 9^{\circ}\text{C}$  from the device's original value.

Test conditions are:

Contact	Operating Voltage
ZZ	120
YY	240
Max Current	Power Factor
32 Amps	65%
20 Amps	65%

These guidelines are intended to direct users toward a proper selection of contact capacity for specific applications and judgment of acceptability of cycle rate on an application relative to their specific goals for cycle life reliability. It presumes that the heater capacity has not been exceeded, and only published combinations of open and reset temperatures are used.

Estimates of life of a given 4TM rating, in combination with a given compressor, may be obtained from a Sensata Technologies Sales/Marketing representative. It is incumbent upon the user to determine the reliability of the combination by actual locked rotor life test of the system.

## SPECIFICATIONS

### Notes on Code

**Heaters:** Coiled heaters are preferred for PTCR-starter type applications because they provide longest off time; however, their ratio of first cycle trip time amps to ultimate trip amps is greater than flat heaters (approx. 4:1). The coiled heater series can cover a range of U.T.A. at  $71^{\circ}\text{C}$  from 0.7 amps to 5 amps. Flat heaters are preferred for relay type applications due to their narrower ratio of trip time current to ultimate trip current (approx. 3:1) flat heaters can cover a range of U.T.A. at  $71^{\circ}\text{C}$  from 0.9 amps to 8 amps.

**Temperatures:** On the next page is a list of standard operating temperatures, and each has  $\pm 5^{\circ}\text{C}$  tolerance on open temp and  $\pm 9^{\circ}\text{C}$  tolerance on reset temperature. Consult your local Sensata Sales/ Marketing representative for special requirements.

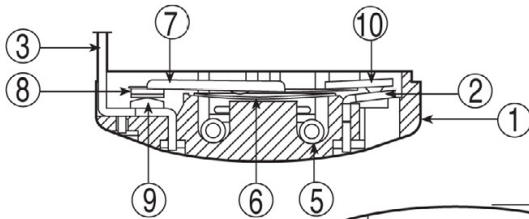
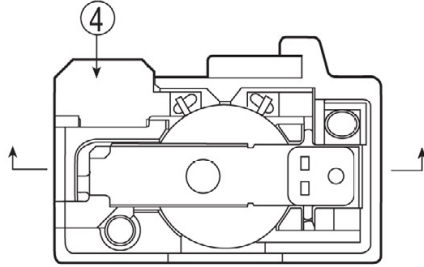
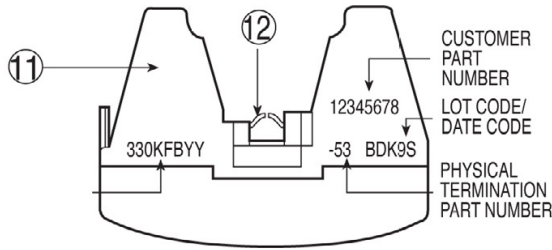
\* Failure to properly apply the 4TM could result in actuation of the device when the compressor should be operating, or overheating of the motor during a Contact fault condition.

## 4TM Operating Temperatures

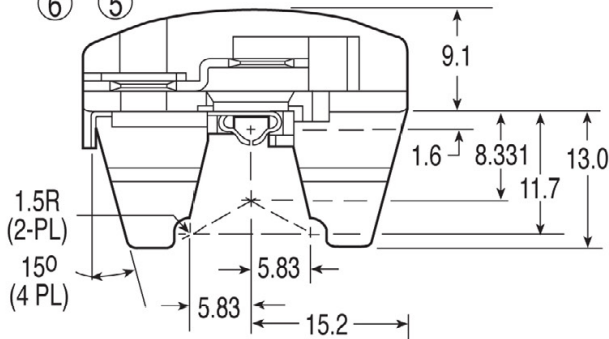
Temperature Code	Normal Open	Nominal Close
JDB	100.0	52.0
KDB	105.0	52.0
KFB	105.0	61.0
LDB	110.0	52.0
LFB	110.0	61.0
MDB	115.0	52.0
MFB	115.0	61.0
MHB	115.0	69.0
NFB	120.0	61.0
NHB	120.0	69.0
PFB	125.0	61.0
PHB	125.0	69.0
REB	130.0	57.0
RFB	130.0	61.0
RHB	130.0	69.0
RLB	130.0	78.0
SFB	135.0	61.0
SHB	135.0	69.0
SLB	135.0	78.0
TFB	140.0	61.0
THB	140.0	69.0
TLB	140.0	78.0
UFB	145.0	61.0
UHB	145.0	69.0
ULB	145.0	78.0
VFB	150.0	61.0
VHB	150.0	69.0
VLB	150.0	78.0
VPB	150.0	87.0
WHB	155.0	69.0
WLB	155.0	78.0
WPB	155.0	87.0
XHB	160.0	69.0
XLB	160.0	78.0
XPB	160.0	87.0

# DIMENSIONS

Dimensions in mm [See Conversion Chart Below]

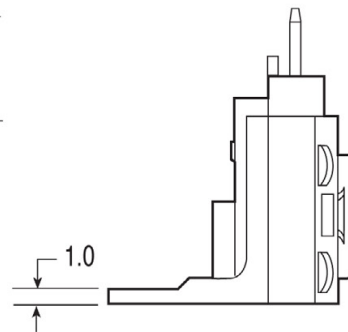
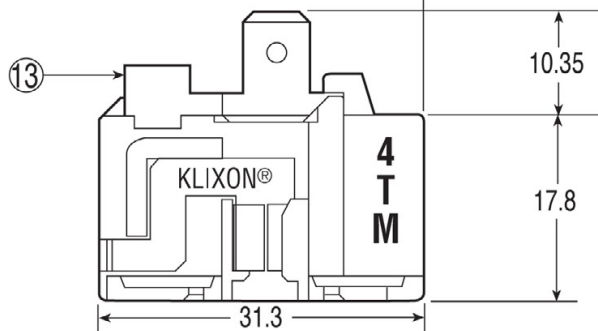


- ① Base, phenolic (UL 94V-0 rated)
- ② Movable arm support, plated steel
- ③ Stationary contact support, plated steel
- ④ Heater support, plated steel
- ⑤ Heater, resistance alloy
- ⑥ Disc, thermostatic alloy
- ⑦ Movable arm, spring temper copper alloy
- ⑧ Contact, movable, silver on copper
- ⑨ Contact stationary, silver on copper
- ⑩ Slug, plated steel
- ⑪ Cover, polyester (UL 94V-0 rated)
- ⑫ Pin connector, plated copper alloy (To engage 2.33/2.26 mm Dia. Pin)
- ⑬ Quick connect terminals, brass, conforms to UL 310, NEMA DC-2, DIN 46244



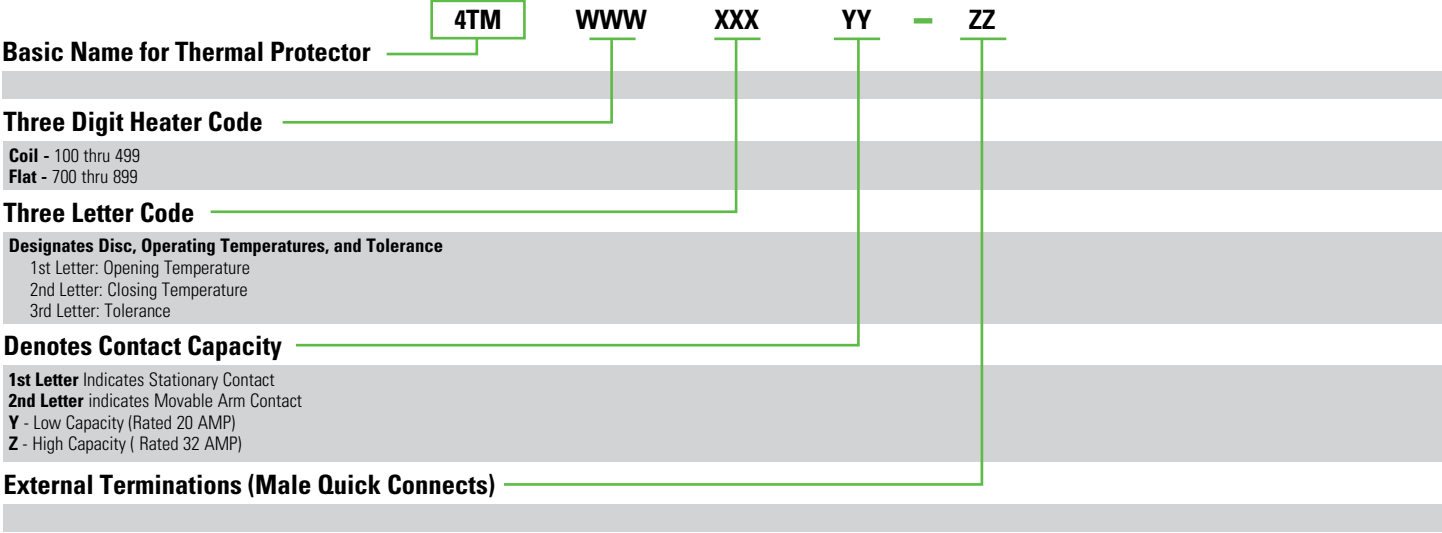
Note: Nominal dimensions for reference purpose only (Millimeters)

Conversion Chart	
Inches	mm
.006	0.15
.039	1.0
.059	1.5
.063	1.6
.110	2.8
.150	3.8
.230	5.83
.328	8.3
.390	9.9
.394	10.0
.460	11.7
.512	13.0
.598	15.2
.701	17.8
1.232	31.3



# ORDERING OPTIONS

Example : 4TM 330 KFB YY-53



# AGENCY APPROVALS & CERTIFICATIONS



<b>UL/Canadian-UL Component</b>	Recognition: File E15962
<b>DEKRA/ENEC Compliance</b>	Certification # 2014531.15
<b>CQC Certification:</b>	09002034936
<b>REACH Compliant</b>	
<b>RoHS Compliant</b>	

Sensata Technologies, Inc. ("Sensata") data sheets are solely intended to assist designers ("Buyers") who are developing systems that incorporate Sensata products (also referred to herein as "components"). Buyer understands and agrees that Buyer remains responsible for using its independent analysis, evaluation and judgment in designing Buyer's systems and products. Sensata data sheets have been created using standard laboratory conditions and engineering practices. Sensata has not conducted any testing other than that specifically described in the published documentation for a particular data sheet. Sensata may make corrections, enhancements, improvements and other changes to its data sheets or components without notice.

Buyers are authorized to use Sensata data sheets with the Sensata component(s) identified in each particular data sheet. HOWEVER, NO OTHER LICENSE, EXPRESS OR IMPLIED, BY ESTOPPEL OR OTHERWISE TO ANY OTHER SENSATA INTELLECTUAL PROPERTY RIGHT, AND NO LICENSE TO ANY THIRD PARTY TECHNOLOGY OR INTELLECTUAL PROPERTY RIGHT, IS GRANTED HEREIN. SENSATA DATA SHEETS ARE PROVIDED "AS IS". SENSATA MAKES NO WARRANTIES OR REPRESENTATIONS WITH REGARD TO THE DATA SHEETS OR USE OF THE DATA SHEETS, EXPRESS, IMPLIED OR STATUTORY, INCLUDING ACCURACY OR COMPLETENESS. SENSATA DISCLAIMS ANY WARRANTY OF TITLE AND ANY IMPLIED WARRANTIES OF MERCHANTABILITY, FITNESS FOR A PARTICULAR PURPOSE, QUIET ENJOYMENT, QUIET POSSESSION, AND NON-INFRINGEMENT OF ANY THIRD PARTY INTELLECTUAL PROPERTY RIGHTS WITH REGARD TO SENSATA DATA SHEETS OR USE THEREOF.

All products are sold subject to Sensata's terms and conditions of sale supplied at [www.sensata.com](http://www.sensata.com) SENSATA ASSUMES NO LIABILITY FOR APPLICATIONS ASSISTANCE OR THE DESIGN OF BUYERS' PRODUCTS. BUYER ACKNOWLEDGES AND AGREES THAT IT IS SOLELY RESPONSIBLE FOR COMPLIANCE WITH ALL LEGAL, REGULATORY AND SAFETY-RELATED REQUIREMENTS CONCERNING ITS PRODUCTS, AND ANY USE OF SENSATA COMPONENTS IN ITS APPLICATIONS, NOTWITHSTANDING ANY APPLICATIONS-RELATED INFORMATION OR SUPPORT THAT MAY BE PROVIDED BY SENSATA.

Mailing Address: Sensata Technologies, Inc., 529 Pleasant Street, Attleboro, MA 02703, USA.

**CONTACT US**  
**Americas**  
 +1 (508) 236-2551  
 electrical-protection-sales@sensata.com  
**Europe, Middle East & Africa**  
 +31 (74) 357 8156  
 info-sse@list.sensata.com  
**Asia Pacific**  
 EP\_Asia\_Public@list.sensata.com  
 China +86 (21) 2306 1651  
 Japan +81 (45) 277 7104  
 Korea +82 (53) 644 9685  
 India +91 (40) 4033 9611  
 Rest of Asia +65 (6478) 6860