

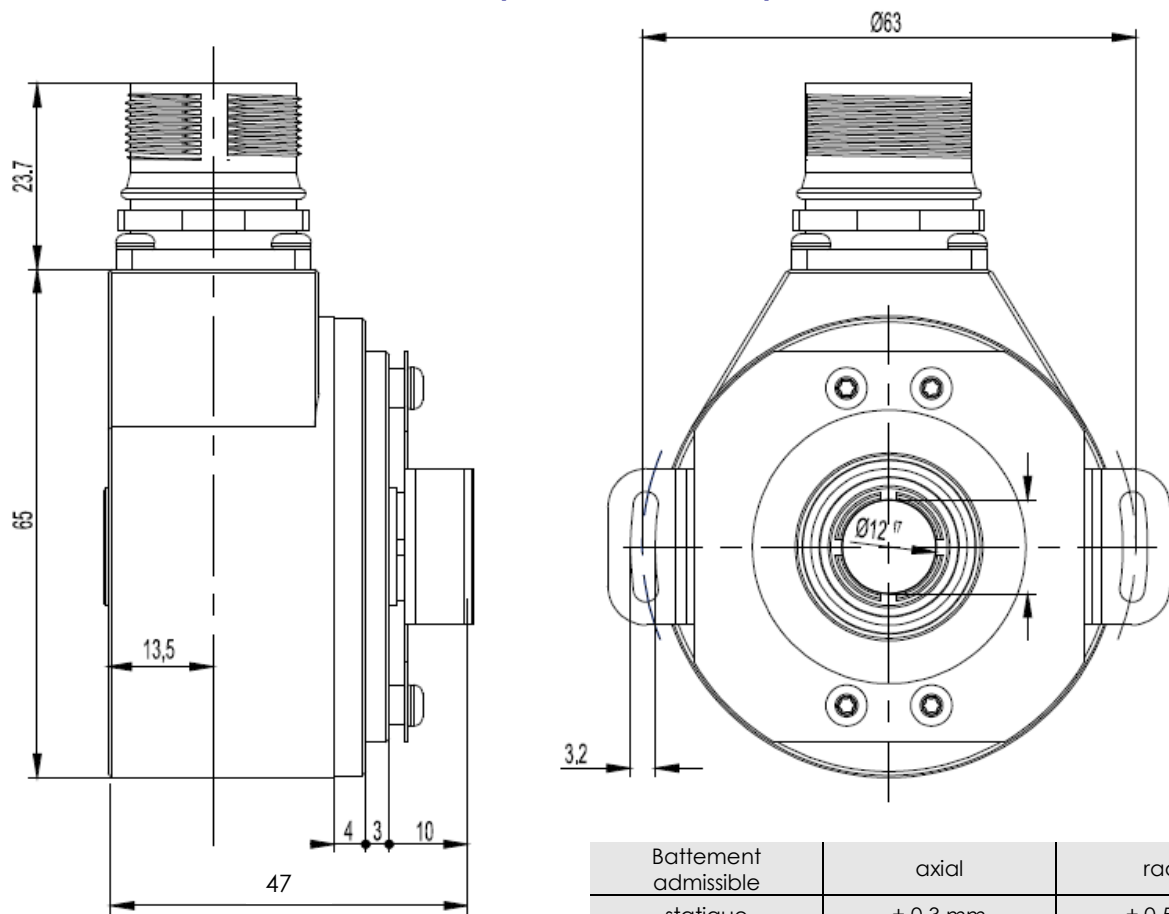
## CODEURS ABSOLUS MONOTOURS SSI, SERIE FHO512-SSIR

FHO512-SSIR, le codeur standard Ø58mm à transmission série :

- Conception compacte et robuste,
- Version axe traversant Ø 12 mm,
- Bagues de réduction d'axe disponibles : 8, 10 ou 11 mm,
- Roulement de précision avec joint d'étanchéité,
- Hautes performances en température -40°C à 85°C,
- Disque codé en matériau indéformable et incassable,
- Transmission SSI, code GRAY,
- Résolution : 13 bits = 8192 points / tour,
- Protection contre les inversions de polarité et les pics de tension,
- Technologie CMS à haute intégration.



FHO512-SSIR (M23 12 broches radial)



Battement admissible	axial	radial
statique	± 0.3 mm	± 0.5 mm
dynamique	± 0.1 mm	± 0.2 mm

### CARACTERISTIQUES MECANIQUES

Matériau	Capot : aluminium	Tenue chocs (EN 60068-2-27)	≤ 100 g (demi sinus, 6 ms)
	Embase : aluminium	Tenue chocs (EN 60028-2-29)	≤ 10 g (demi-sinus, 16ms)
	Axe: Inox	Vibrations (EN 60068-2-6)	≤ 10 g (10Hz... 1 000Hz)
Charges maximales	Axiale : 40 N	Masse	600 g
	Radiale : 110 N	Température d'utilisation	- 40 ... + 85°C
Inertie de l'axe	≤ 30 g.cm <sup>2</sup>	Température de stockage	- 40 ... + 85°C
Couple	≤ 3 N.cm	Humidité relative	98 % sans condensation
Vitesse (Max en continue)	3 000 tr/min	Degré de protection	IP64

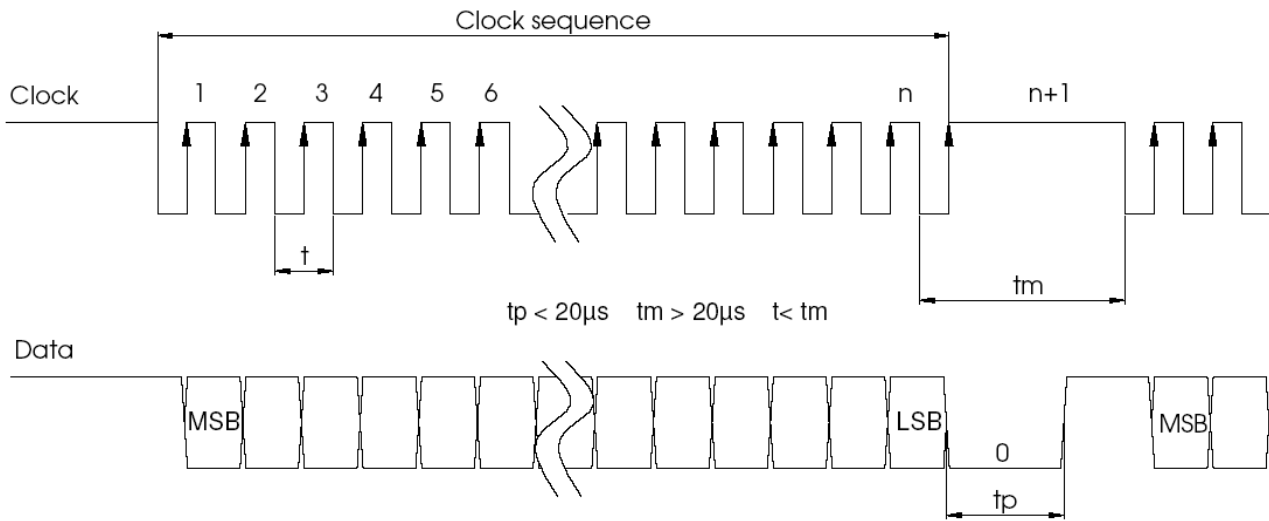
## CODEURS ABSOLUS MONOTOURS SSI, SERIE FHO512-SSIR

### CARACTERISTIQUES ELECTRIQUES

Signal d'entrée horloge CLK	par opto-coupleur
Signal de sortie DATA	line - driver selon RS422
Fréquence d'horloge CLK	100kHz - 2MHz
Précision	+ 1/2 LSB
Alimentation	4,75 - 30Vdc

Temps de cycle (Reset)	< 150 µs
Mise en fonction	< 1 s
Consommation	max 1W
Durée de vie électrique	> 10 <sup>5</sup> h
CEM	EN 61000-6-4 EN 61000-6-2

### TRANSMISSION SSI

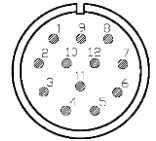


Driver	Donnée selon le standard RS422 ; transmission jusqu'à 10 Mbits/s
Transmission	Transmission jusqu'à 1 200m
Sécurité	Transmission des signaux
Câble	Haute sécurité de transmission par utilisation de câble blindé et paires torsadées

### CONNECTIQUE SSI SUR CONNECTEUR M23 12 BROCHES

Type	CLK -	CLK +	DATA +	DATA -	Sens	Reset	+ Ub 4,75-30Vdc	GND
S1	1	2	3	4	8	9	11	12

Embase codeur:



### ENTREES

Comptage lorsque l'axe du codeur est tourné en sens horaire (vu côté embase)		Remise à zéro de la valeur émise	
0 (entrée = NC ou GND)	Comptage croissant	0 (entrée = NC ou GND)	Position
1 (entrée = +Ub ou ≥ 4,5V)	Comptage décroissant	1 (entrée = +Ub ou ≥ 4,5V)	Reset sur front descendant (100ms)

REFERENCE ( Exécution spécifique sur demande, ex: bride/électronique/connectique spécifique...)

FHO5	S1	01	G	0013	T	12	0	PRL
Codeur absolu monotour	Fonction Reset	Version	Code : Gray	Résolution dans le tour : 2 <sup>13</sup> (8 192)	Axe creux	Diamètre de l'axe 12mm	Sans option mécanique	Sortie connecteur radial

---

Datasheets provided by Sensata Technologies, Inc., its subsidiaries and/or affiliates (“Sensata”) are solely intended to assist third parties (“Buyers”) who are developing systems that incorporate Sensata products (also referred to herein as “components”). Buyer understands and agrees that Buyer remains responsible for using its independent analysis, valuation, and judgment in designing Buyer’s systems and products. Sensata datasheets have been created using standard laboratory conditions and engineering practices. Sensata has not conducted any testing other than that specifically described in the published documentation for a particular datasheet. Sensata may make corrections, enhancements, improvements, and other changes to its datasheets or components without notice.

Buyers are authorized to use Sensata datasheets with the Sensata component(s) identified in each particular datasheet. HOWEVER, NO OTHER LICENSE, EXPRESS OR IMPLIED, BY ESTOPPEL OR OTHERWISE TO ANY OTHER SENSATA INTELLECTUAL PROPERTY RIGHT, AND NO LICENSE TO ANY THIRD PARTY TECHNOLOGY OR INTELLECTUAL PROPERTY RIGHT, IS GRANTED HEREIN. SENSATA DATASHEETS ARE PROVIDED “AS IS”. SENSATA MAKES NO WARRANTIES OR REPRESENTATIONS WITH REGARD TO THE DATASHEETS OR USE OF THE DATASHEETS, EXPRESS, IMPLIED, OR STATUTORY, INCLUDING ACCURACY OR COMPLETENESS. SENSATA DISCLAIMS ANY WARRANTY OF TITLE AND ANY IMPLIED WARRANTIES OF MERCHANTABILITY, FITNESS FOR A PARTICULAR PURPOSE, QUIET ENJOYMENT, QUIET POSSESSION, AND NON-INFRINGEMENT OF ANY THIRD PARTY INTELLECTUAL PROPERTY RIGHTS WITH REGARD TO SENSATA DATASHEETS OR USE THEREOF.

All products are sold subject to Sensata’s terms and conditions of sale supplied at [www.sensata.com](http://www.sensata.com). SENSATA ASSUMES NO LIABILITY FOR APPLICATIONS ASSISTANCE OR THE DESIGN OF BUYERS’ PRODUCTS. BUYER ACKNOWLEDGES AND AGREES THAT IT IS SOLELY RESPONSIBLE FOR COMPLIANCE WITH ALL LEGAL, REGULATORY, AND SAFETY-RELATED REQUIREMENTS CONCERNING ITS PRODUCTS, AND ANY USE OF SENSATA COMPONENTS IN ITS APPLICATIONS, NOTWITHSTANDING ANY APPLICATIONS-RELATED INFORMATION OR SUPPORT THAT MAY BE PROVIDED BY SENSATA.

Mailing Address: Sensata Technologies, Inc., 529 Pleasant Street, Attleboro, MA 02703, USA

## CONTACT US

### Regional head offices:

#### United States of America

Sensata Technologies

Attleboro, MA

**Phone:** 508-236-3800

**E-mail:** [support@sensata.com](mailto:support@sensata.com)

#### Netherlands

Sensata Technologies Holland B.V.

Hengelo

**Phone:** +31 74 357 8000

**E-mail:** [support@sensata.com](mailto:support@sensata.com)

#### China

Sensata Technologies China Co., Ltd.

Shanghai

**Phone:** +8621 2306 1500

**E-mail:** [support@sensata.com](mailto:support@sensata.com)

Copyright © 2023 Sensata Technologies, Inc.