

PMX Series— Panel Mount Incremental Rotary Optical Encoder

BEI Sensors



The PM Series Panel Mount Encoder was developed to provide control manually. It is interchangeable with standard potentiometer type panel mounting, yet provides direct digital accuracy without A/D conversion and has an exponentially longer life expectancy.

The new BEI Panel Encoder is designed for applications where position control and analog to digital conversions require manual knob control. Standard output includes TTL quadrature with resolution up to 256. For zero referencing, an optional index is available.

Hybrid technology aids in reliable operation over a standard temperature range of 0° to 70°C. High reliability and accurate position control are possible by using non-contacting elements, including a slotted metal disc placed between a collimated infrared LED source and a common substrate sensor array. A strain relief is provided for securing of lead terminations.

BEI's new Panel Mount Encoder is ideal for audio, instrumentation, medical and other related markets where accurate manual control is necessary.

Mechanical Specifications

Dimensions: See Dimensions

Weight: 2 oz.

Shaft Loads: 2lbs. Axial, 1lb Radial

Torque: 1.0 oz. max.

Shaft Speed: 200 RPM max. (cont.)

Panel Thickness: 0.10" max.

Materials:

Housing: Polycarbonate

Bushing/Shaft: Metal

Code Disc: Stainless Steel

Electrical Specifications

Code: Incremental

Resolution: See ordering instructions

Supply Voltage: 5VDC \pm 10% @ 60 mA max.

Output Format: TTL Dual Channel
20 mA Source, 0.4V max.
10 mA Source, 3.5V min.

Output Format Option: Index

Environmental Specifications

Temperature: Operating 0° to 70°C
Storage -25° to 90°C

Shock: 50 G's for 11ms duration

Vibration: 5Hz to 2kHz @ 20 G's

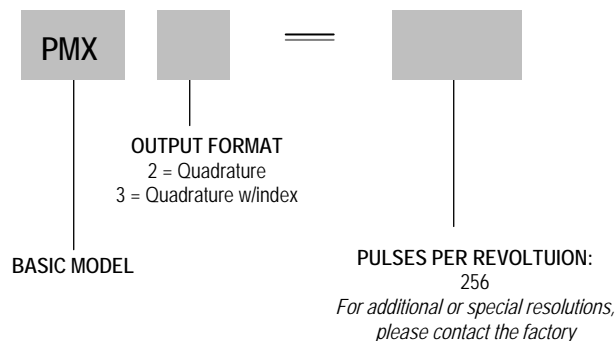
Termination Specifications

Type: 5 position terminal board

Pin Out: See Pin out

PMX Ordering Options for assistance, call 800.350.2727

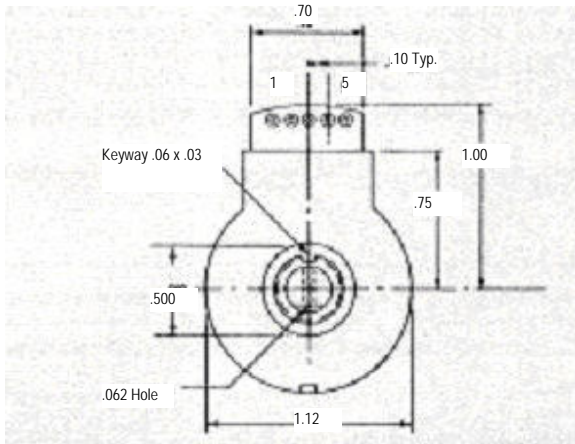
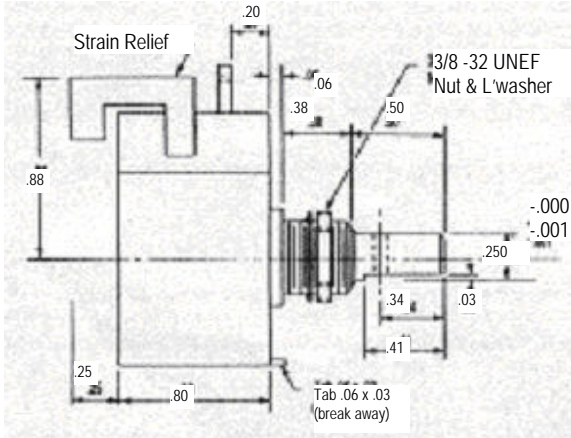
Use this diagram, working from left to right to construct your model number (example: **PM2-256**)



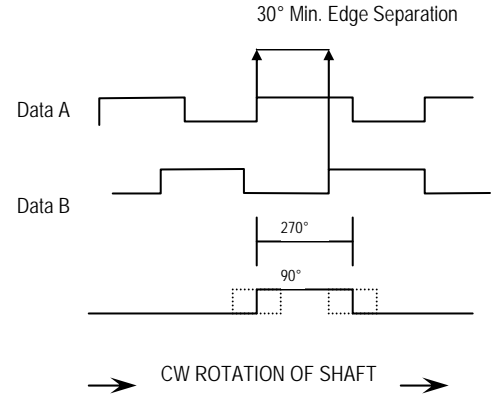
PMX Series— Panel Mount Incremental Rotary Optical Encoder

BEI Sensors

Dimensions



Waveforms



Pin out



- | | |
|---|----------------|
| 1 | Data B |
| 2 | Data A |
| 3 | +5 Volt |
| 4 | Index (option) |
| 5 | Ground |

These commodities, technology or software if exported from the United States must be in accordance with the Bureau of Industry, and Security, Export Administration regulations. Diversion contrary to U.S law is prohibited.

Datasheets provided by Sensata Technologies, Inc., its subsidiaries and/or affiliates (“Sensata”) are solely intended to assist third parties (“Buyers”) who are developing systems that incorporate Sensata products (also referred to herein as “components”). Buyer understands and agrees that Buyer remains responsible for using its independent analysis, valuation, and judgment in designing Buyer’s systems and products. Sensata datasheets have been created using standard laboratory conditions and engineering practices. Sensata has not conducted any testing other than that specifically described in the published documentation for a particular datasheet. Sensata may make corrections, enhancements, improvements, and other changes to its datasheets or components without notice.

Buyers are authorized to use Sensata datasheets with the Sensata component(s) identified in each particular datasheet. HOWEVER, NO OTHER LICENSE, EXPRESS OR IMPLIED, BY ESTOPPEL OR OTHERWISE TO ANY OTHER SENSATA INTELLECTUAL PROPERTY RIGHT, AND NO LICENSE TO ANY THIRD PARTY TECHNOLOGY OR INTELLECTUAL PROPERTY RIGHT, IS GRANTED HEREIN. SENSATA DATASHEETS ARE PROVIDED “AS IS”. SENSATA MAKES NO WARRANTIES OR REPRESENTATIONS WITH REGARD TO THE DATASHEETS OR USE OF THE DATASHEETS, EXPRESS, IMPLIED, OR STATUTORY, INCLUDING ACCURACY OR COMPLETENESS. SENSATA DISCLAIMS ANY WARRANTY OF TITLE AND ANY IMPLIED WARRANTIES OF MERCHANTABILITY, FITNESS FOR A PARTICULAR PURPOSE, QUIET ENJOYMENT, QUIET POSSESSION, AND NON-INFRINGEMENT OF ANY THIRD PARTY INTELLECTUAL PROPERTY RIGHTS WITH REGARD TO SENSATA DATASHEETS OR USE THEREOF.

All products are sold subject to Sensata’s terms and conditions of sale supplied at www.sensata.com. SENSATA ASSUMES NO LIABILITY FOR APPLICATIONS ASSISTANCE OR THE DESIGN OF BUYERS’ PRODUCTS. BUYER ACKNOWLEDGES AND AGREES THAT IT IS SOLELY RESPONSIBLE FOR COMPLIANCE WITH ALL LEGAL, REGULATORY, AND SAFETY-RELATED REQUIREMENTS CONCERNING ITS PRODUCTS, AND ANY USE OF SENSATA COMPONENTS IN ITS APPLICATIONS, NOTWITHSTANDING ANY APPLICATIONS-RELATED INFORMATION OR SUPPORT THAT MAY BE PROVIDED BY SENSATA.

Mailing Address: Sensata Technologies, Inc., 529 Pleasant Street, Attleboro, MA 02703, USA

CONTACT US

Regional head offices:

United States of America

Sensata Technologies

Attleboro, MA

Phone: 508-236-3800

E-mail: support@sensata.com

Netherlands

Sensata Technologies Holland B.V.

Hengelo

Phone: +31 74 357 8000

E-mail: support@sensata.com

China

Sensata Technologies China Co., Ltd.

Shanghai

Phone: +8621 2306 1500

E-mail: support@sensata.com

Copyright © 2023 Sensata Technologies, Inc.