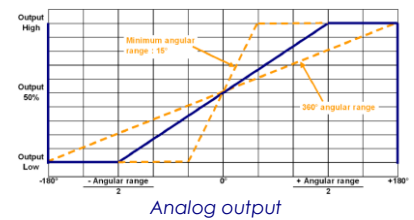
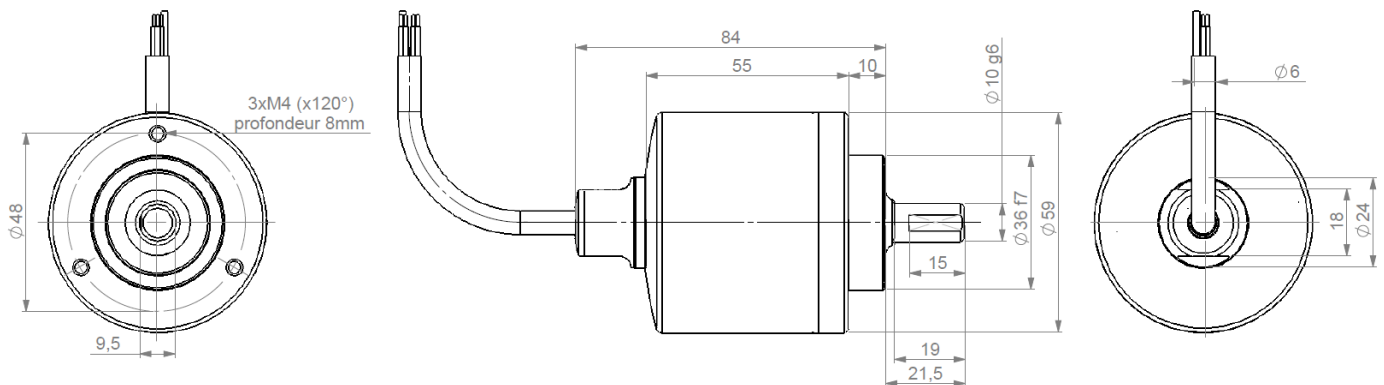


MAGNETIC ANALOG MULTI-TURN ENCODERS, TXM5S – STAINLESS STEEL 316 - IP69K

- Adapted to food and beverage – pharmaceutic - river – offshore applications,
- Stainless steel encoder (316) with hygienic design,
- Flanges and shaft adapted to the market needs,
- Robustness and excellent resistance to shocks / vibrations,
- Double ball bearings with safety lock system,
- Solid shaft version 10mm,
- High protection level IP69K,
- Universal electronic circuits from 10 to 30Vdc,
- Analog output: 0-10Vdc, 4-20mA, 0.5-4.5Vdc, ratio 10...90%,
- High performances in temperature -20°C to $+85^{\circ}\text{C}$,
- Magnetic technology, contactless,
- Available resolution up to 12 bits per revolution.
- Adapted axial cable gland output,
- Also available : PWM, SSI and CANopen outputs.



TXM5S10 DIMENSIONS



MECHANICAL CHARACTERISTICS

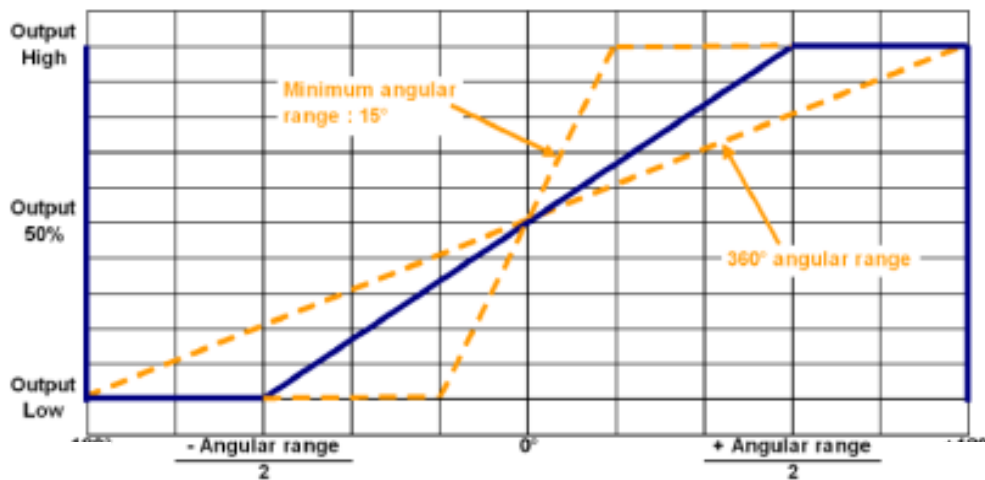
Material	Shaft: Stainless steel 316	Shaft inertia	$\leq 1,2 \cdot 10^{-6} \text{ kg.m}^2$
	Cover: Stainless steel 316	Torque	$\leq 90 \cdot 10^{-3} \text{ N.m}$
	Body: Stainless steel 316	Shock (EN60068-2-27)	$\leq 500 \text{ m.s}^{-2}$ (during 6 ms)
Bearings	Double ball bearings	Vibration (EN60068-2-6)	$\leq 100 \text{ m.s}^{-2}$ (10... 2 000 Hz)
Maximal loads	Axial : 250 N	Encoder weight (approx.)	0,600 kg
	Radial : 500 N	Protection(EN 60529)	IP 69K
Theoretical mechanical lifetime 10^9 turns ($F_{\text{axial}} / F_{\text{radial}}$) 50 N / 100 N : 12 250 N / 500 N : 0,5		EMC	EN 61000-6-4, EN 61000-6-2
Permissible max. speed	4 000 min^{-1}	Isolation	100V (1 min.)
Continuous max. speed	3 000 min^{-1}	Operating temperature	$-20 \dots +85^{\circ}\text{C}$ (encoder T°)
		Storage temperature	$-20 \dots +85^{\circ}\text{C}$

MAGNETIC ANALOG MULTI-TURN ENCODERS, TXM5S – STAINLESS STEEL 316 - IP69K

ELECTRICAL DATA

Power supply	5V or 10–30Vdc or 15–30Vdc	Introduction	< 1 s
Consumption without load	< 40mA (at 24Vdc)	Response time	< 10 ms (5L2 & 3L1 electronic)
Resolution	12 bits		< 1ms (other electronics)
Accuracy	± 0.3 %	Advised load	>10kOhms (Voltage output)
Repeatability	± 0.1 %		500Ohms (current output)

ANALOG OUTPUT



CONNECTION

	+Vcc	0V	Analog output	Ground
L7	Brown BN	White WH	Green GN	General shielding

ORDERING REFERENCE (Contact the factory for special versions, ex : stainless steel version, connections...)

	Mechanics	Mechanics	Supply Output stage	Direction	Resolution	Connection	Connection orientation
TXM5S : Absolute multi turn encoder	10 : 10mm solid shaft	AA: 316 stainless steel IP69K Hygienic design	3L1 : 15 to 30Vdc 0..10V output 5L2 : 10 to 30Vdc 0.5..4.5V output 3L3 : 15 to 30Vdc 4..20mA output 2LR : 5V +/- 5% Ratio 10...90% voltage supply	1 : CW Clockwise 2 : CCW Counter-clockwise	xxxxx : Calibrated angle in degree Ex : 03600 3600°	L7 : cable output	A020 : Axial cable 2m
Ex: TXM5S	10 /	AA /	3 L1	1 //	03600//	L7	A020

Made in France

Datasheets provided by Sensata Technologies, Inc., its subsidiaries and/or affiliates (“Sensata”) are solely intended to assist third parties (“Buyers”) who are developing systems that incorporate Sensata products (also referred to herein as “components”). Buyer understands and agrees that Buyer remains responsible for using its independent analysis, valuation, and judgment in designing Buyer’s systems and products. Sensata datasheets have been created using standard laboratory conditions and engineering practices. Sensata has not conducted any testing other than that specifically described in the published documentation for a particular datasheet. Sensata may make corrections, enhancements, improvements, and other changes to its datasheets or components without notice.

Buyers are authorized to use Sensata datasheets with the Sensata component(s) identified in each particular datasheet. HOWEVER, NO OTHER LICENSE, EXPRESS OR IMPLIED, BY ESTOPPEL OR OTHERWISE TO ANY OTHER SENSATA INTELLECTUAL PROPERTY RIGHT, AND NO LICENSE TO ANY THIRD PARTY TECHNOLOGY OR INTELLECTUAL PROPERTY RIGHT, IS GRANTED HEREIN. SENSATA DATASHEETS ARE PROVIDED “AS IS”. SENSATA MAKES NO WARRANTIES OR REPRESENTATIONS WITH REGARD TO THE DATASHEETS OR USE OF THE DATASHEETS, EXPRESS, IMPLIED, OR STATUTORY, INCLUDING ACCURACY OR COMPLETENESS. SENSATA DISCLAIMS ANY WARRANTY OF TITLE AND ANY IMPLIED WARRANTIES OF MERCHANTABILITY, FITNESS FOR A PARTICULAR PURPOSE, QUIET ENJOYMENT, QUIET POSSESSION, AND NON-INFRINGEMENT OF ANY THIRD PARTY INTELLECTUAL PROPERTY RIGHTS WITH REGARD TO SENSATA DATASHEETS OR USE THEREOF.

All products are sold subject to Sensata’s terms and conditions of sale supplied at www.sensata.com. SENSATA ASSUMES NO LIABILITY FOR APPLICATIONS ASSISTANCE OR THE DESIGN OF BUYERS’ PRODUCTS. BUYER ACKNOWLEDGES AND AGREES THAT IT IS SOLELY RESPONSIBLE FOR COMPLIANCE WITH ALL LEGAL, REGULATORY, AND SAFETY-RELATED REQUIREMENTS CONCERNING ITS PRODUCTS, AND ANY USE OF SENSATA COMPONENTS IN ITS APPLICATIONS, NOTWITHSTANDING ANY APPLICATIONS-RELATED INFORMATION OR SUPPORT THAT MAY BE PROVIDED BY SENSATA.

Mailing Address: Sensata Technologies, Inc., 529 Pleasant Street, Attleboro, MA 02703, USA

CONTACT US

Regional head offices:

United States of America

Sensata Technologies

Attleboro, MA

Phone: 508-236-3800

E-mail: support@sensata.com

Netherlands

Sensata Technologies Holland B.V.

Hengelo

Phone: +31 74 357 8000

E-mail: support@sensata.com

China

Sensata Technologies China Co., Ltd.

Shanghai

Phone: +8621 2306 1500

E-mail: support@sensata.com

Copyright © 2023 Sensata Technologies, Inc.