


613 SERIES

"MID-RISE"



Features

- Compact size for maximum board density
- Wide target area for easy entry and removal of IC leads
- Dual face-wipe contacts for long, dependable life
- Excellent component clearance under the socket
- Four high corner standoffs for easy inspection and cleaning of the PC board
- For temperatures up to 150°C; for higher temperature applications consult the factory

MATERIALS AND SPECIFICATIONS

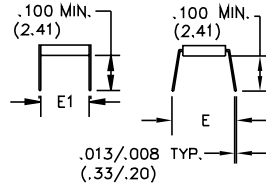
Socket Body	PEI or Equivalent
Contact	Beryllium Copper Alloy
Contact Plating	Gold over Nickel
Contact Insertion Force	15 grams
Contact Withdrawl Force	8 grams
Contact Resistance	20 mΩ
Temperature Rating	150°C
Dielectric	600V AC for 2 minutes
Durability	10,000 cycles min.

Lead Count	Pitch e (mm)	Package Dimensions (mm)		Part Number	Socket Dimensions (mm)			Notes
		Width (E1)	Lead Width (max) (E)		Length (A)	Width (B)	Height (C)	
6	.100 (2.54)	.270 (6.86)	.330 (8.38)	613-0062316	.330 (8.38)	.495 (12.57)	.485 (12.45)	
8	.100 (2.54)	.270 (6.86)	.330 (8.38)	613-0082316	.430 (10.92)	.495 (12.57)	.485 (12.45)	
14	.100 (2.54)	.270 (6.86)	.330 (8.38)	613-0142316	.730 (18.54)	.495 (12.57)	.485 (12.45)	
16	.100 (2.54)	.270 (6.86)	.330 (8.38)	613-0162316	.830 (21.08)	.495 (12.57)	.485 (12.45)	
18	.100 (2.54)	.270 (6.86)	.330 (8.38)	613-0182316	.930 (23.62)	.495 (12.57)	.485 (12.45)	
18	.100 (2.54)	.370 (9.40)	.430 (10.92)	613-3182316	.930 (23.62)	.595 (15.11)	.485 (12.45)	
20	.100 (2.54)	.270 (6.86)	.330 (8.38)	613-0202316	1.030 (26.16)	.495 (12.57)	.485 (12.45)	
20	.100 (2.54)	.370 (9.40)	.430 (10.92)	613-3202316	1.030 (26.16)	.595 (15.11)	.485 (12.45)	
22	.100 (2.54)	.270 (6.86)	.330 (8.38)	613-0222316	1.130 (28.70)	.495 (12.57)	.485 (12.45)	
22	.100 (2.54)	.370 (9.40)	.430 (10.92)	613-3222316	1.130 (28.70)	.595 (15.11)	.485 (12.45)	Consult Factory
24	.100 (2.54)	.270 (6.86)	.330 (8.38)	613-0242316	1.230 (31.24)	.495 (12.57)	.485 (12.45)	
24	.100 (2.54)	.570 (14.48)	.630 (16.00)	613-7242316	1.230 (31.24)	.795 (20.19)	.485 (12.45)	
28	.100 (2.54)	.270 (6.86)	.330 (8.38)	613-0282316	1.430 (36.32)	.495 (12.57)	.485 (12.45)	
28	.100 (2.54)	.370 (9.40)	.430 (10.92)	613-3282316	1.430 (36.32)	.595 (15.11)	.485 (12.45)	
28	.100 (2.54)	.570 (14.48)	.630 (16.00)	613-7282316	1.430 (36.32)	.795 (20.19)	.485 (12.45)	
32	.100 (2.54)	.270 (6.86)	.330 (8.38)	613-0322316	1.630 (41.40)	.495 (12.57)	.485 (12.45)	
32	.100 (2.54)	.370 (9.40)	.430 (10.92)	613-3322316	1.630 (41.40)	.595 (15.11)	.485 (12.45)	
32	.100 (2.54)	.570 (14.48)	.630 (16.00)	613-7322316	1.630 (41.40)	.795 (20.19)	.485 (12.45)	
40	.100 (2.54)	.570 (14.48)	.630 (16.00)	613-7402316	2.030 (51.56)	.795 (20.19)	.485 (12.45)	

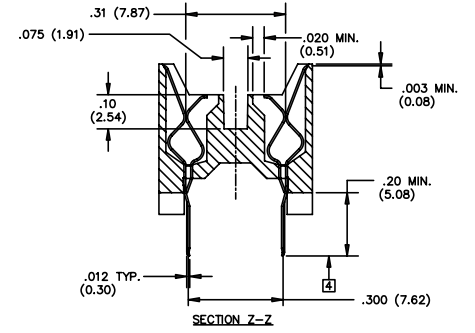
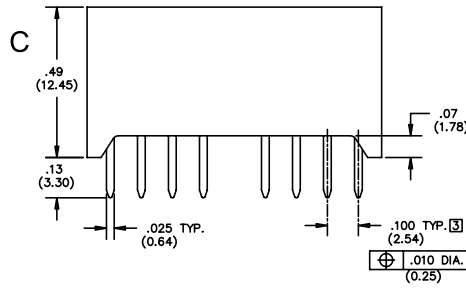
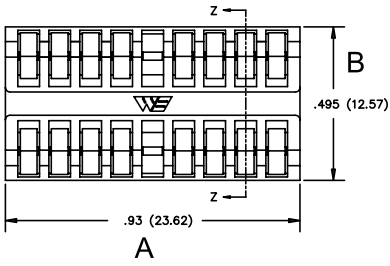


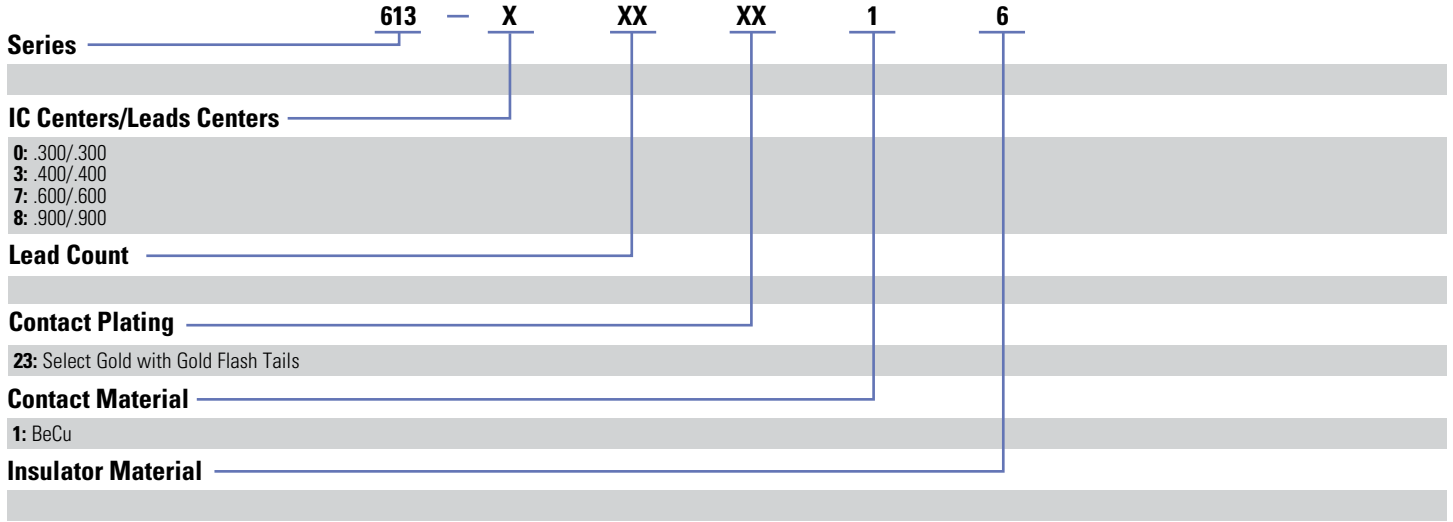
DIMENSIONS AND DIAGRAMS

Dimensions in inches (mm)



SIDE BRAZED MOLDDED PACKAGE
STYLE STYLE
RECOMMENDED FORM OF DEVICE LEADS





Revised 02/13/18

Sensata Technologies, Inc. ("Sensata") data sheets are solely intended to assist designers ("Buyers") who are developing systems that incorporate Sensata products (also referred to herein as "components"). Buyer understands and agrees that Buyer remains responsible for using its independent analysis, evaluation and judgment in designing Buyer's systems and products. Sensata data sheets have been created using standard laboratory conditions and engineering practices. Sensata has not conducted any testing other than that specifically described in the published documentation for a particular data sheet. Sensata may make corrections, enhancements, improvements and other changes to its data sheets or components without notice.

Buyers are authorized to use Sensata data sheets with the Sensata component(s) identified in each particular data sheet. HOWEVER, NO OTHER LICENSE, EXPRESS OR IMPLIED, BY ESTOPPEL OR OTHERWISE TO ANY OTHER SENSATA INTELLECTUAL PROPERTY RIGHT, AND NO LICENSE TO ANY THIRD PARTY TECHNOLOGY OR INTELLECTUAL PROPERTY RIGHT, IS GRANTED HEREIN. SENSATA DATA SHEETS ARE PROVIDED "AS IS". SENSATA MAKES NO WARRANTIES OR REPRESENTATIONS WITH REGARD TO THE DATA SHEETS OR USE OF THE DATA SHEETS, EXPRESS, IMPLIED OR STATUTORY, INCLUDING ACCURACY OR COMPLETENESS. SENSATA DISCLAIMS ANY WARRANTY OF TITLE AND ANY IMPLIED WARRANTIES OF MERCHANTABILITY, FITNESS FOR A PARTICULAR PURPOSE, QUIET ENJOYMENT, QUIET POSSESSION, AND NON-INFRINGEMENT OF ANY THIRD PARTY INTELLECTUAL PROPERTY RIGHTS WITH REGARD TO SENSATA DATA SHEETS OR USE THEREOF.

All products are sold subject to Sensata's terms and conditions of sale supplied at www.sensata.com SENSATA ASSUMES NO LIABILITY FOR APPLICATIONS ASSISTANCE OR THE DESIGN OF BUYERS' PRODUCTS. BUYER ACKNOWLEDGES AND AGREES THAT IT IS SOLELY RESPONSIBLE FOR COMPLIANCE WITH ALL LEGAL, REGULATORY AND SAFETY-RELATED REQUIREMENTS CONCERNING ITS PRODUCTS, AND ANY USE OF SENSATA COMPONENTS IN ITS APPLICATIONS, NOTWITHSTANDING ANY APPLICATIONS-RELATED INFORMATION OR SUPPORT THAT MAY BE PROVIDED BY SENSATA.

Mailing Address: Sensata Technologies, Inc., 529 Pleasant Street, Attleboro, MA 02703, USA.

CONTACT US

Americas
480.682.6148 or 480.681.6116