


16HM | MOTOR PROTECTORS

Hermetically Sealed Single Phase On Winding Protection

Product Description

The 16HM utilizes two internal heaters. One of them is sensitive to start winding current and the other is sensitive to main winding current. The device can protect against start winding overheating and against conditions which generate high main winding currents. Its compact and rugged design make it resistant to mechanical shock and suitable for installation directly



Features and Benefits

- Direct line break
- Automatic reset
- Compact and rugged construction
- Provides start winding protection
- Meets scroll and high side compressor requirements
- Application range - 2HP to 6HP*
- Tamperproof protection
- Hermetically sealed

Line Break Operation

Klixon® 16HM motor protectors are line break automatic reset controls which are wired in series with the motor windings. These protectors are designed to track winding temperatures and to respond to changes in line current. When properly applied, the 16HM can provide protection against motor overheating under the following conditions:

- Running Overload
- High Voltage Light Load
- Welded Start Relay
- Blocked Condenser Fan
- High/Low Voltage Locked Rotor
- Loss of Refrigerant Charge
- Shorted Capacitor

SPECIFICATIONS

Open Temperature	95°C - 155°C (in 5°C increments)
Tolerance	±5°C Open, ±9°C Close

Protector Rating

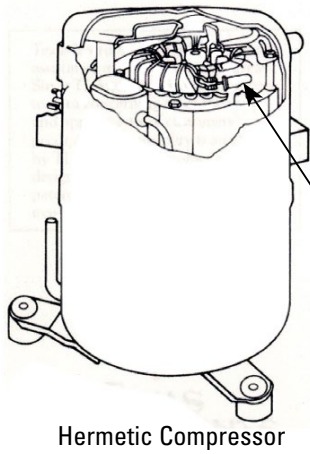
Series	Line Voltage	Locked Rotor Current
16HM 1XX	230V	*165 Amps

* To be used as a guide for selection only, consult factory for specific life test data



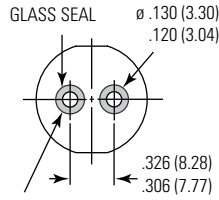
DIAGRAMS

Basic 16HM Envelope

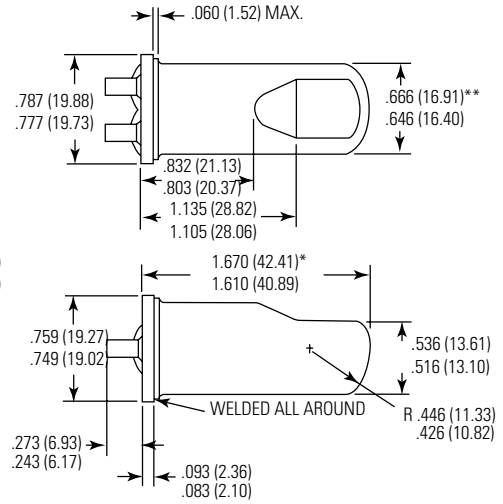


Hermetic Compressor

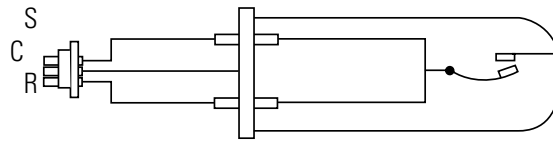
NOTES:
 *DIM. 1.670 / 1.610 (42.42 / 40.89)
 IS AFTER CALIBRATION
 **AFTER CALIBRATION DIM. NOT
 TO EXCEED .710 (18.03)
 FINISH: NICKEL PLATE



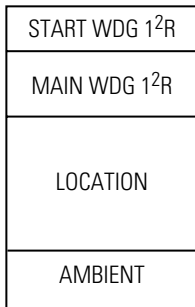
STAINLESS COPPER CORED PIN



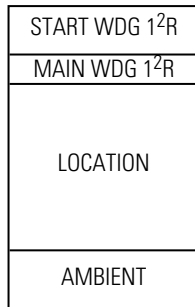
Circuit Diagram



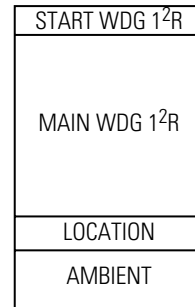

16HM Heat Input Relationships



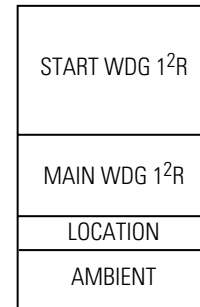
RUNNING OVERLOAD
(ULTIMATE TRIP)



LIGHT LOAD



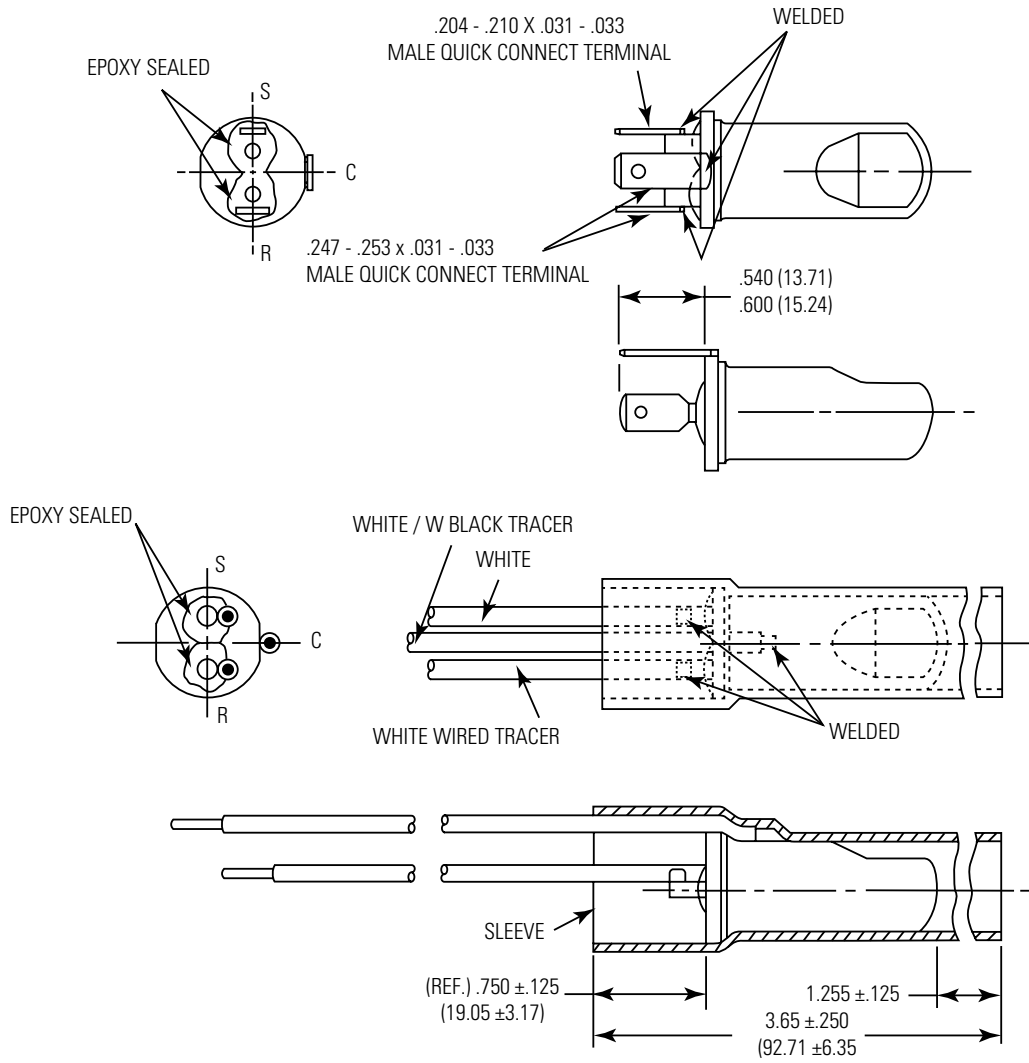
LOCKED ROTOR



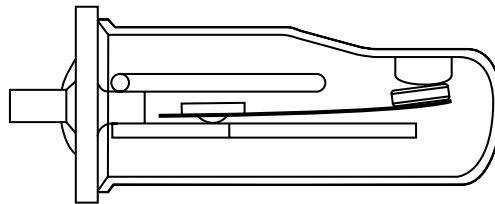
RUN BOTH
WINDINGS

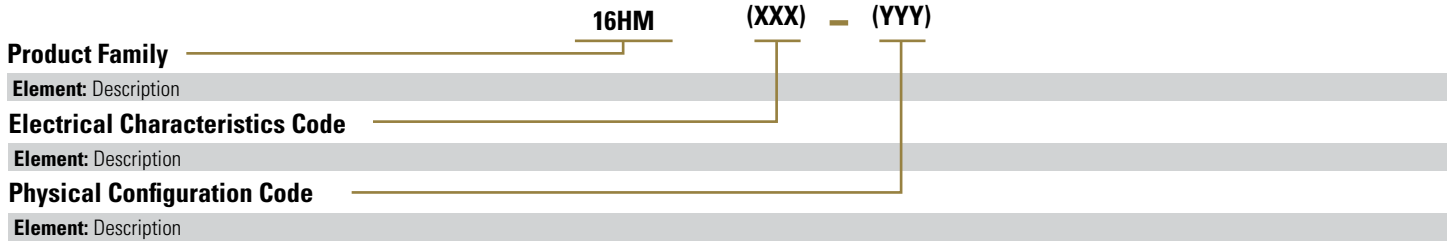
Epoxy protected glass seals
 Optional terminations

16HM Termination Styles



Internal Geometry







AGENCY APPROVALS & CERTIFICATIONS



Agency	File Number
UL/Canadian UL	E15962
DEKRA (ENEC)	2018218.05
CQC	CQC03002007249

Sensata Technologies, Inc. ("Sensata") data sheets are solely intended to assist designers ("Buyers") who are developing systems that incorporate Sensata products (also referred to herein as "components"). Buyer understands and agrees that Buyer remains responsible for using its independent analysis, evaluation and judgment in designing Buyer's systems and products. Sensata data sheets have been created using standard laboratory conditions and engineering practices. Sensata has not conducted any testing other than that specifically described in the published documentation for a particular data sheet. Sensata may make corrections, enhancements, improvements and other changes to its data sheets or components without notice.

Buyers are authorized to use Sensata data sheets with the Sensata component(s) identified in each particular data sheet. HOWEVER, NO OTHER LICENSE, EXPRESS OR IMPLIED, BY ESTOPPEL OR OTHERWISE TO ANY OTHER SENSATA INTELLECTUAL PROPERTY RIGHT, AND NO LICENSE TO ANY THIRD PARTY TECHNOLOGY OR INTELLECTUAL PROPERTY RIGHT, IS GRANTED HEREIN. SENSATA DATA SHEETS ARE PROVIDED "AS IS". SENSATA MAKES NO WARRANTIES OR REPRESENTATIONS WITH REGARD TO THE DATA SHEETS OR USE OF THE DATA SHEETS, EXPRESS, IMPLIED OR STATUTORY, INCLUDING ACCURACY OR COMPLETENESS. SENSATA DISCLAIMS ANY WARRANTY OF TITLE AND ANY IMPLIED WARRANTIES OF MERCHANTABILITY, FITNESS FOR A PARTICULAR PURPOSE, QUIET ENJOYMENT, QUIET POSSESSION, AND NON-INFRINGEMENT OF ANY THIRD PARTY INTELLECTUAL PROPERTY RIGHTS WITH REGARD TO SENSATA DATA SHEETS OR USE THEREOF.

All products are sold subject to Sensata's terms and conditions of sale supplied at www.sensata.com SENSATA ASSUMES NO LIABILITY FOR APPLICATIONS ASSISTANCE OR THE DESIGN OF BUYERS' PRODUCTS. BUYER ACKNOWLEDGES AND AGREES THAT IT IS SOLELY RESPONSIBLE FOR COMPLIANCE WITH ALL LEGAL, REGULATORY AND SAFETY-RELATED REQUIREMENTS CONCERNING ITS PRODUCTS, AND ANY USE OF SENSATA COMPONENTS IN ITS APPLICATIONS, NOTWITHSTANDING ANY APPLICATIONS-RELATED INFORMATION OR SUPPORT THAT MAY BE PROVIDED BY SENSATA.

Mailing Address: Sensata Technologies, Inc., 529 Pleasant Street, Attleboro, MA 02703, USA.

CONTACT US

Americas

+1 (508) 236-2551
 electrical-protection-sales@sensata.com

Europe, Middle East & Africa

+31 (74) 357 8156
 info-sse@list.sensata.com

Asia Pacific

EP_Asia_Public@list.sensata.com
 China +86 (21) 2306 1651
 Japan +81 (45) 277 7104
 Korea +82 (53) 644 9685
 India +91 (40) 4033 9611
 Rest of Asia +65 (6478) 6860