

6AP MOTOR PROTECTOR

Introduction

As a world leader in automotive motor protection, Sensata Technologies has developed the 6AP to operate in wide temperature and current ranges, while providing consistent performance characteristics and excellent reliability. CAD-based design techniques combined with 6-Sigma supported manufacturing lines and the best quality control systems give this product maximum safety and reliability. The 6AP operates as a sensitive power cut-out which is widely used in Window-Lifts, Adjuster-Motors, Wipers, Door-Locks and various other applications. One protector series covers a broad range of applications, thus providing the flexibility to customize a particular rating based on the specific requirements of universal applications.



Klixon® Snap-Action Controls

The Klixon® disc is made of a combination of different metals with a predetermined calibration point. When heated, one of the metals expands more than the other, causing the disc to snap. As a world leader in bimetal technology and bimetal-based devices, Sensata Technologies has set its goals of constant improvement and maximum reliability during years of operation and thousands of cycles. These high quality standards also explain the impressive production of several hundreds of millions of Sensata Klixon® controls annually.

Design and Operating Principles

The 6AP is manufactured on fully automatic equipment, custom-designed to meet the various requirements of today's automotive industry. The compact 6AP metal housing with integrated terminal holds the pre-set Klixon® snap-action bimetal disc. The split plate carries a resistive S-shaped wire which provides additional current sensitivity. The advanced contact system - one on the bimetal disc and one on the plate - in combination with the strong disc guarantees a long life and reliable cycling. The operating principle of the 6AP is both simple and effective. The protector is actuated by current passing through and by heat received from the ambient temperature. The electrical circuit is interrupted when the disc reaches its preset temperature. As the device cools down to a safe temperature again, the contacts automatically reset. Each 6AP temperature rating has a bimetal disc specifically manufactured for that rating. Each device is calibrated and checked for opening-temperature. This results in optimum characteristics and consistent performance over the required life.

Serving the Customer

Just provide us with your specifications concerning specific current and temperature rise conditions and we will select a matching 6AP motor protector and provide you with samples. But we do more than that. A skilled staff is available to perform application testing and protector selection in a well-equipped laboratory with sophisticated, state-of-the-art equipment. In close cooperation with the customer we develop the optimum solution, providing the lowest cost of ownership and thus increasing your competitive advantage. If motor testing and assembly are required on a larger scale, pilot series for your verification will be supplied within a very short cycle time. With design cycles becoming shorter and shorter, you can expect our prompt reply. If you wish to select your own ratings we have a software tool available to assist you in making the right selection.

Standard Operating Temperature Range	From 100°C - 170°C (Increments 5K)
Tolerance on Open Temperature	±5K
Peak Temperature (5 Min)	200°C
Max. Ambient Temperature	T-Open +20°C
Time Check at T-Ambient 25°C	4 to 10 Seconds Depending on Current Level

Maximum Contact Rating

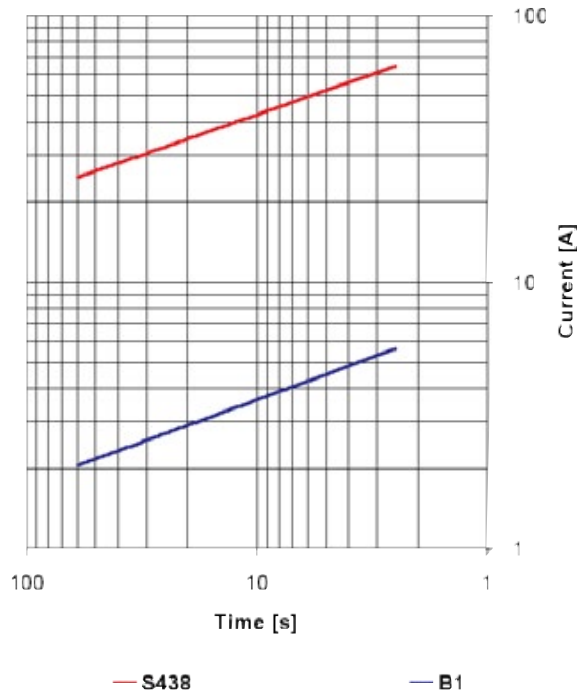
15 Vdc	30A	30.000 Cycles
30 Vdc	15A	30.000 Cycles

Curves

The curves of First Cycle Tripping time and Ultimate trip current are meant to be for selecting samples to perform verification tests only. In the figures two curves of a wide range of possibilities are shown. The level and slope can be varied by making an other selection for the pre-set temperature, bimetal disc and/or heater.

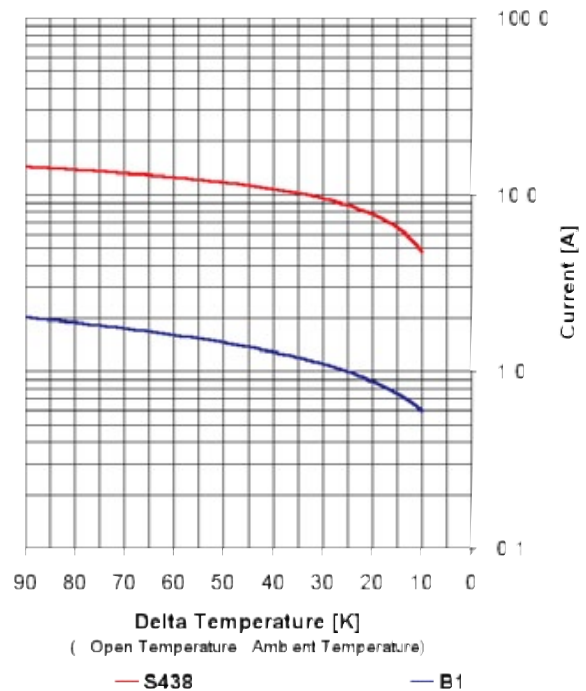
Average First Cycle Tripping Time vs. Current (ambient is 25°C)

Approx. to be used for selecting samples for verification tests



Ultimate Trip Current vs. Ambient Temperature (non-circulating air)

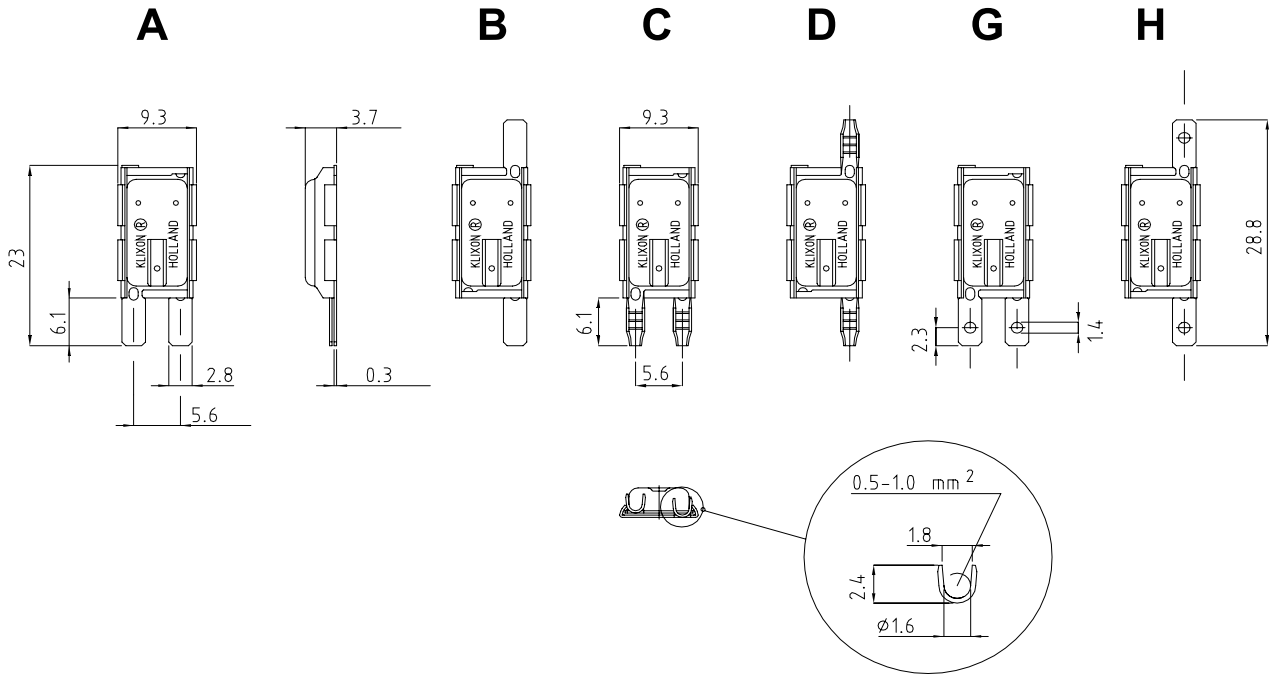
Approx. to be used for selecting samples for verification tests





DIMENSIONS AND TERMINAL CONFIGURATIONS

Dimensions in mm



Sensata Technologies, Inc. ("Sensata") data sheets are solely intended to assist designers ("Buyers") who are developing systems that incorporate Sensata products (also referred to herein as "components"). Buyer understands and agrees that Buyer remains responsible for using its independent analysis, evaluation and judgment in designing Buyer's systems and products. Sensata data sheets have been created using standard laboratory conditions and engineering practices. Sensata has not conducted any testing other than that specifically described in the published documentation for a particular data sheet. Sensata may make corrections, enhancements, improvements and other changes to its data sheets or components without notice.

Buyers are authorized to use Sensata data sheets with the Sensata component(s) identified in each particular data sheet. HOWEVER, NO OTHER LICENSE, EXPRESS OR IMPLIED, BY ESTOPPEL OR OTHERWISE TO ANY OTHER SENSATA INTELLECTUAL PROPERTY RIGHT, AND NO LICENSE TO ANY THIRD PARTY TECHNOLOGY OR INTELLECTUAL PROPERTY RIGHT, IS GRANTED HEREIN. SENSATA DATA SHEETS ARE PROVIDED "AS IS". SENSATA MAKES NO WARRANTIES OR REPRESENTATIONS WITH REGARD TO THE DATA SHEETS OR USE OF THE DATA SHEETS, EXPRESS, IMPLIED OR STATUTORY, INCLUDING ACCURACY OR COMPLETENESS. SENSATA DISCLAIMS ANY WARRANTY OF TITLE AND ANY IMPLIED WARRANTIES OF MERCHANTABILITY, FITNESS FOR A PARTICULAR PURPOSE, QUIET ENJOYMENT, QUIET POSSESSION, AND NON-INFRINGEMENT OF ANY THIRD PARTY INTELLECTUAL PROPERTY RIGHTS WITH REGARD TO SENSATA DATA SHEETS OR USE THEREOF.

All products are sold subject to Sensata's terms and conditions of sale supplied at www.sensata.com SENSATA ASSUMES NO LIABILITY FOR APPLICATIONS ASSISTANCE OR THE DESIGN OF BUYERS' PRODUCTS. BUYER ACKNOWLEDGES AND AGREES THAT IT IS SOLELY RESPONSIBLE FOR COMPLIANCE WITH ALL LEGAL, REGULATORY AND SAFETY-RELATED REQUIREMENTS CONCERNING ITS PRODUCTS, AND ANY USE OF SENSATA COMPONENTS IN ITS APPLICATIONS, NOTWITHSTANDING ANY APPLICATIONS-RELATED INFORMATION OR SUPPORT THAT MAY BE PROVIDED BY SENSATA.

Mailing Address: Sensata Technologies, Inc., 529 Pleasant Street, Attleboro, MA 02703, USA.

CONTACT US

Americas

+1 (508) 236-2551
electrical-protection-sales@sensata.com

Europe, Middle East & Africa

+31743578156
info-sse@list.sensata.com

Asia Pacific

EP_Asia_Public@list.sensata.com

China +86 (21)2306 1651

India +91 (40)4033 9611

Japan +81 (45)277 7104

Korea +82 (53) 644 9685

Rest of Asia +65(6478)6860