

9700 PROTECTOR

THERMAL PROTECTOR FOR MOTOR/FLUORESCENT BALLASTS AND TEMPERATURE SENSING CONTROLS

Introduction

The Klixon® 9700 protector is a field proven miniature protector developed to protect shaded pole and permanent split capacitor motors, fluorescent ballasts, solenoids, transformers and other electrical equipment against overheating.



In addition to being small and lightweight, the unit is both temperature and current sensitive. Since the 9700 is sealed to withstand varnish dipping, it can be mounted directly in windings where it can best sense the true temperature of the electrical equipment. As a result, over-temperature protection is assured.

Since the case is not electrically insulated, the protector is furnished with a durable Mylar insulating sleeve. Shrinkable and non-shrinkable sleeves are available.

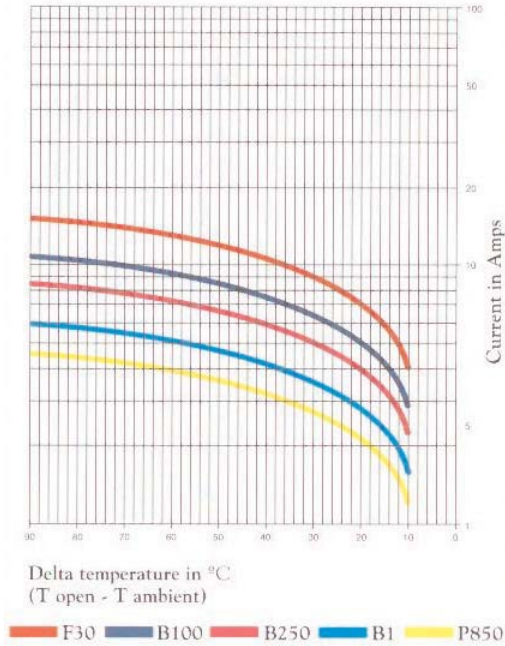
TECHNICAL SPECIFICATIONS

Purpose of the Control	Thermal Motor Protector (TMP) Thermal Ballast Protector (TBP) Thermal Cut-Out (TCO)
Contact Capacity	250VAC 13A for TCO 250VAC 2A for TBP
Temperature Range	60°C to 150°C for TCO and TMP 60°C to 135°C for TBP
Tolerance on Open Temp.	+/- 5K or +/- 8K
Automatic Action	Type 3C for TMP Type 2C for TBP and TCO
Operating Time	Continuous
Pollition Station	Normal
Extent of Sensing Element	Whole Control
PTI of the Insulation	175
Enclosure Protection Degree	IP00

CURVES

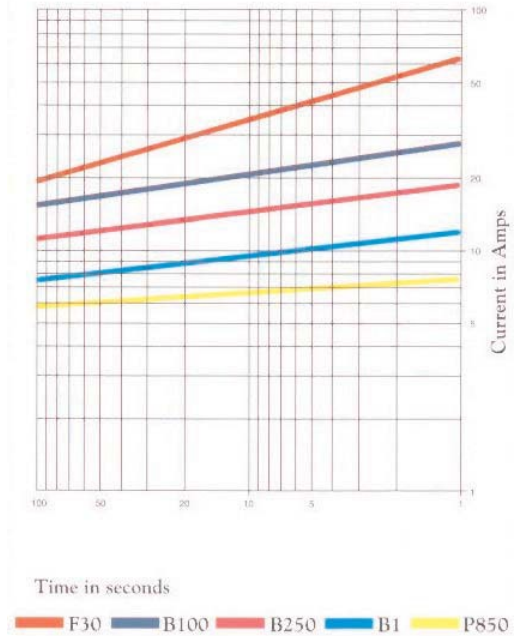
Ultimate trip current vs ambient temperature

Approx., to be used only for selecting samples for verification tests



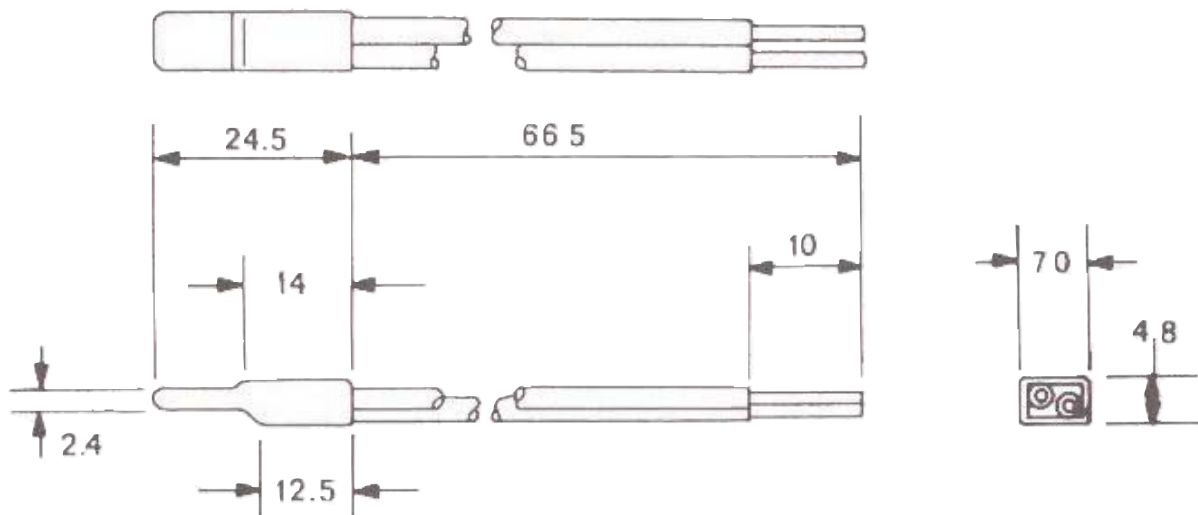
Average first cycle tripping time vs current 25°C. ambient

Approx., to be used only for selecting samples for verification tests



DIMENSIONS

Dimensions in mm [Inch]





Bimetal of 30 ohms/cm, 120°C Operating Temperature, ±5K Tolerance with AWG#18 (UL3343 125°C -600V), 66.7mm Length Leads, Thick 0.15mm, Dia. 6.9mm, Length 34mm, Mylar Sleeve.

9700 - X X YY - ZZZZ

Device Identification

9700

Contact Material Combination

Serial Number is assigned for each desired temperature and resistance rating.

Code	Stationally Contact	Movable Contact
K	AgNi + Silver Cadmium Oxide	Steel + Copper + Silver Cadmium Oxide
H	Brass + Fine Silver	Steel + Copper + Silver Cadmium Oxide

Note: We only provide H / K Type Devices. K type when new part number is defined and setup.

Open Temperature Tolerance

: ± 5K, 2: ±8K

Operating Temperature and Actuation Disc Material

Serial Number is assigned for each desired temperature and resistance rating.

Nominal Operating Temperature	Resistance of Actuation Disc (ohms.cm)				
	30	250	850	100	475
	Temperature Code				
60	56	57	58	59	60
80	91	92	93	94	95
90	21	22	23	24	25
100	26	27	28	29	30
110	36	37	38	39	40
120	1	2	3	4	5
130	11	12	13	14	15
140	66	67	68	69	70
150	46	47	48	49	50

This is a typical temperature code. There is a temperature code at each 5°C in a step from 60 to 150°C

Wire Lead and Sleeve

Serial number is assigned for each lead and sleeve configuration, i.e. wire type, length, AWG#, stripped length, sleeve type, and length.



AGENCY APPROVALS & CERTIFICATIONS



Agency	File Number	Standard	Note
UL	E 15962	UL2111	Motor protector
ENEC	2014531.10	EN60730-2-9	Thermal cut-out
ENEC	2014531.10	EN60730-2-2	Thermal motor protector
ENEC	2014531.10	EN60730-2-3	Thermal Ballast Protector
CQC	CQC0200	2001344	

Sensata Technologies, Inc. ("Sensata") data sheets are solely intended to assist designers ("Buyers") who are developing systems that incorporate Sensata products (also referred to herein as "components"). Buyer understands and agrees that Buyer remains responsible for using its independent analysis, evaluation and judgment in designing Buyer's systems and products. Sensata data sheets have been created using standard laboratory conditions and engineering practices. Sensata has not conducted any testing other than that specifically described in the published documentation for a particular data sheet. Sensata may make corrections, enhancements, improvements and other changes to its data sheets or components without notice.

Buyers are authorized to use Sensata data sheets with the Sensata component(s) identified in each particular data sheet. HOWEVER, NO OTHER LICENSE, EXPRESS OR IMPLIED, BY ESTOPPEL OR OTHERWISE TO ANY OTHER SENSATA INTELLECTUAL PROPERTY RIGHT, AND NO LICENSE TO ANY THIRD PARTY TECHNOLOGY OR INTELLECTUAL PROPERTY RIGHT, IS GRANTED HEREIN. SENSATA DATA SHEETS ARE PROVIDED "AS IS". SENSATA MAKES NO WARRANTIES OR REPRESENTATIONS WITH REGARD TO THE DATA SHEETS OR USE OF THE DATA SHEETS, EXPRESS, IMPLIED OR STATUTORY, INCLUDING ACCURACY OR COMPLETENESS. SENSATA DISCLAIMS ANY WARRANTY OF TITLE AND ANY IMPLIED WARRANTIES OF MERCHANTABILITY, FITNESS FOR A PARTICULAR PURPOSE, QUIET ENJOYMENT, QUIET POSSESSION, AND NON-INFRINGEMENT OF ANY THIRD PARTY INTELLECTUAL PROPERTY RIGHTS WITH REGARD TO SENSATA DATA SHEETS OR USE THEREOF.

All products are sold subject to Sensata's terms and conditions of sale supplied at www.sensata.com SENSATA ASSUMES NO LIABILITY FOR APPLICATIONS ASSISTANCE OR THE DESIGN OF BUYERS' PRODUCTS. BUYER ACKNOWLEDGES AND AGREES THAT IT IS SOLELY RESPONSIBLE FOR COMPLIANCE WITH ALL LEGAL, REGULATORY AND SAFETY-RELATED REQUIREMENTS CONCERNING ITS PRODUCTS, AND ANY USE OF SENSATA COMPONENTS IN ITS APPLICATIONS, NOTWITHSTANDING ANY APPLICATIONS-RELATED INFORMATION OR SUPPORT THAT MAY BE PROVIDED BY SENSATA.

Mailing Address: Sensata Technologies, Inc., 529 Pleasant Street, Attleboro, MA 02703, USA.

CONTACT US

Americas

+1 (508) 236-2551
electrical-protection-sales@
sensata.com

Europe, Middle East & Africa

+3 174 357 8156
info-sse@list.sensata.com

Asia Pacific

sales.isasia@list.sensata.com
China +86 (21) 2306 1500
Japan +81 (45) 277 7117
Korea +82 (31) 601 2004
India +91 (80) 67920890
Rest of Asia +886 (2) 27602006
ext 2808