

4

3

2

1

D

D

C

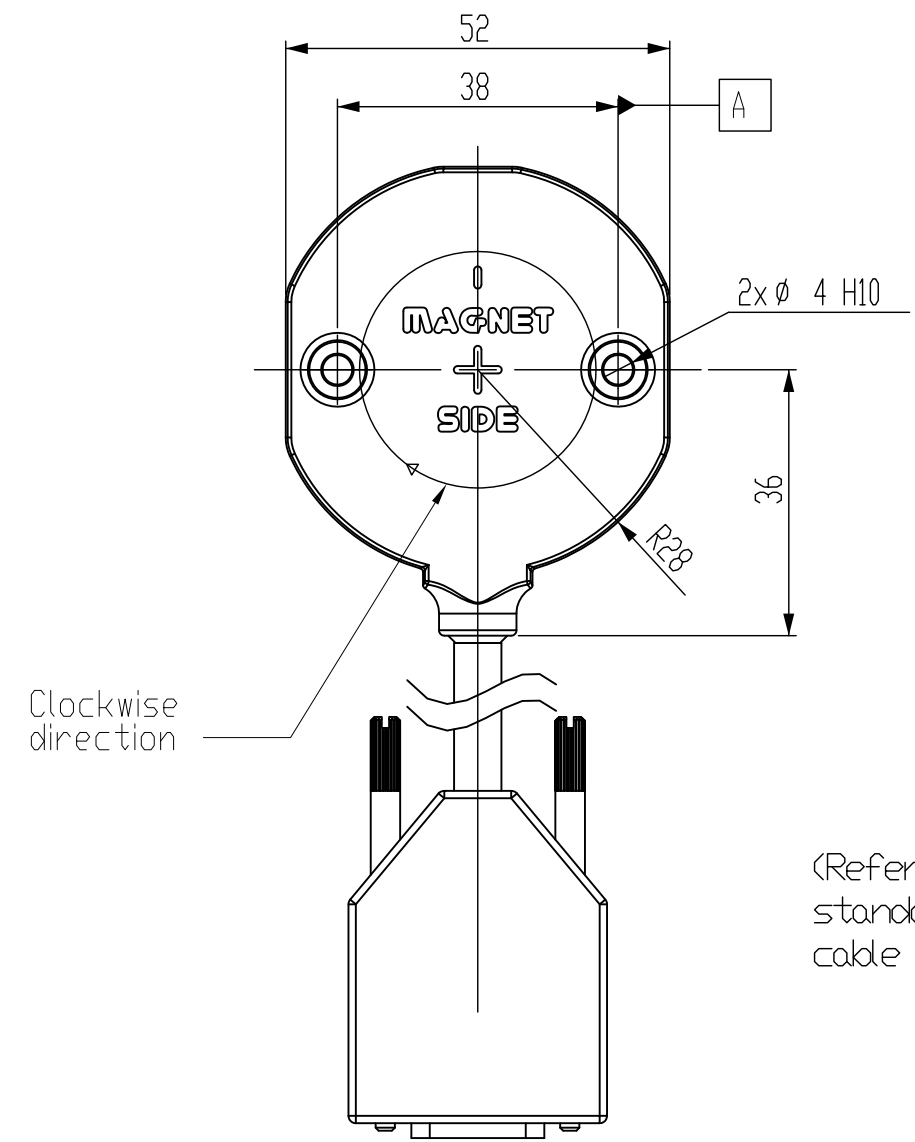
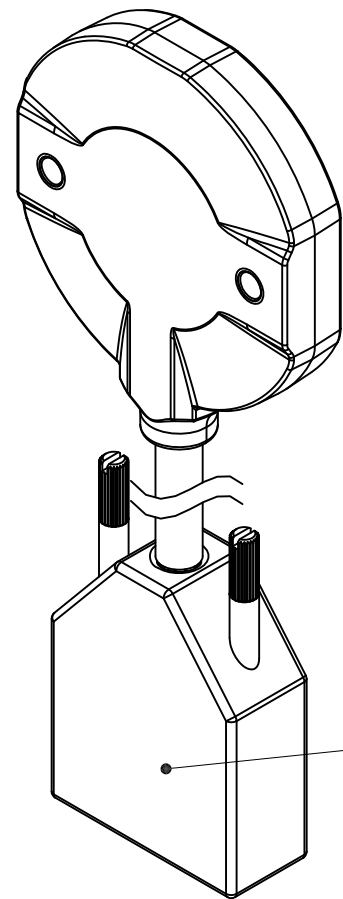
C

B

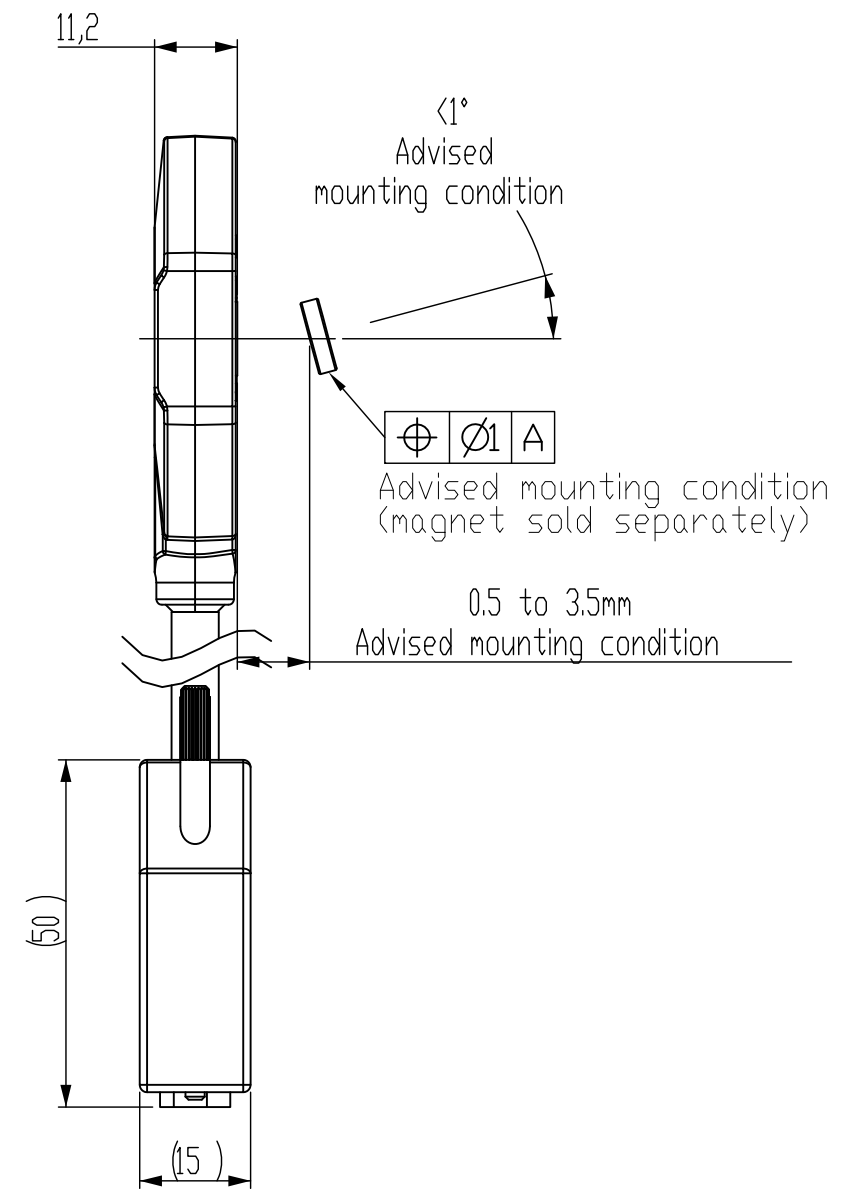
B

A

A



(Refer to the bus standards for max cable length)



UNCONTROLLED COPY			
FIRST ISSUE DATE : 16/10/2018 DRAWN : RHM APPROVED : - DATE : 05/10/2018	SENSATA TECHNOLOGIES PROPRIETARY AND CONFIDENTIAL. NEITHER THIS PRINT NOR THE INFORMATION CONTAINED HEREON IS TO BE USED AGAINST THE INTERESTS OF SENSATA TECHNOLOGIES OR AGAINST THE INTERESTS OF ANY OF ITS AFFILIATED COMPANIES OR WHOLLY OWNED SUBSIDIARIES.		 BEI Sensors BEI SENSORS SAS Espace Européen de l'Entreprise 9, rue de Copenhague BP 70044 - F 67013 STRASBOURG Cedex Tel : +33 (0)3 88 20 81 40
ECN : - DATE :	UNLESS OTHERWISE SPECIFIED DIMENSIONS ARE IN MILLIMETERS (INCHES) AND ARE INTENDED AS NOMINAL. SEE PRODUCT SPECIFICATION FOR MORE DETAILS.		TITLE ACW4_CanOpen
Housing material : Macromelt DM638 Flange material : Shaft material :	DO NOT SCALE DRAWING	EUROPEAN SYSTEM	SIZE A3 DWG NO. M090 REV. A
		SCALE 1/1	SOLIDWORKS SHE ET 1 OF 1

DEVICE:

PROJECT:

4

3

2

1