

CX SERIES

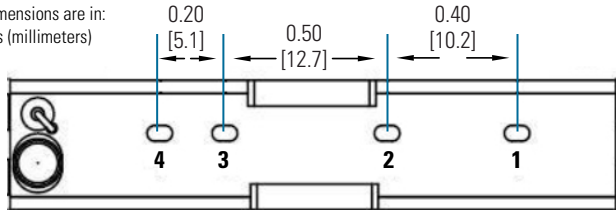
PCB MOUNT AC OUTPUT SOLID STATE RELAYS

This installation sheet includes detailed mounting and wiring instructions which apply for most CX series SSRs. Be sure to visit the product series' datasheet available at the Sensata website to complement this information. If you have questions or need additional information please contact Tech Support.

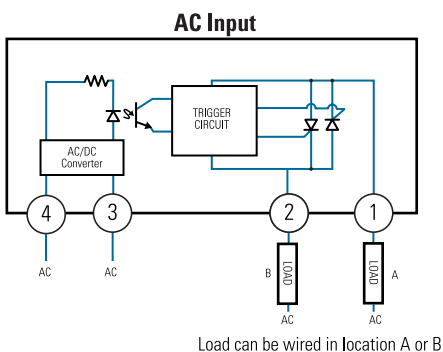
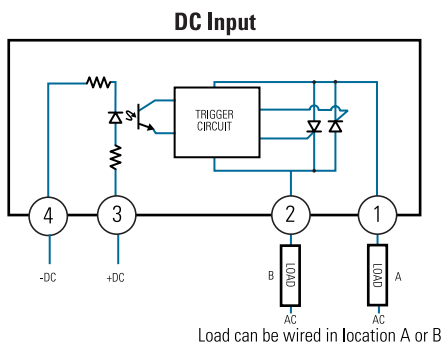
MOUNTING INSTRUCTIONS

- CX models are designed to be mounted in a printed circuit board
- PCB slots recommendation is 0.050"
- Recommended wave solder temperature of 265°C during 5 seconds. In case of soldering iron, the recommended tip temperature is 350°C during 5 seconds.
- Recommended distance between slots:

All dimensions are in:
inches (millimeters)



WIRING DIAGRAM

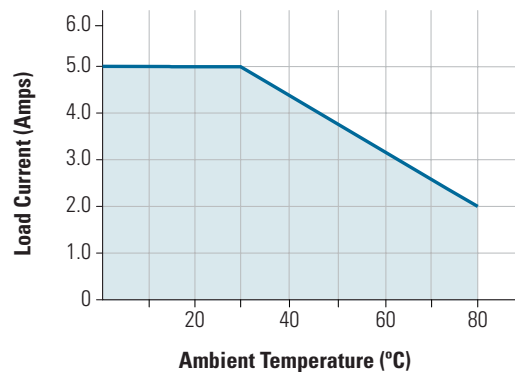


ORDERING OPTIONS

Series	CX	E	240	D	5	R	-B
Control Voltage	Blank: 3-15 VDC (240 and D suffix only) 4-15 VDC (380/480 and D suffix only) 4-28 VDC (-B suffix only) 90-140 VAC (A suffix only) E: 15-32 VDC (D suffix only) 18-36 VAC (A suffix only)						
Operating Voltage	240: 12-280 VAC 380: 48-530 VAC 480: 48-660 VAC						
Control Input Type	D: DC Input A: AC Input						
Operating Rating	5: 5 Amps						
Switching Mode	Blank: Zero Voltage Turn-On R: Random Turn-on						
Output Type	Blank: Normally Open -B: Normally Closed (CX240D5 only)						

— Required for valid part number
□ For options only and not required for valid part number

THERMAL DERATE INFORMATION



Page 1

Sensata Technologies, Inc. ("Sensata") data sheets are solely intended to assist designers ("Buyers") who are developing systems that incorporate Sensata products (also referred to herein as "components"). Buyer understands and agrees that Buyer remains responsible for using its independent analysis, evaluation and judgment in designing Buyer's systems and products. Sensata data sheets have been created using standard laboratory conditions and engineering practices. Sensata has not conducted any testing other than that specifically described in the published documentation for a particular data sheet. Sensata may make corrections, enhancements, improvements and other changes to its data sheets or components without notice.

Buyers are authorized to use Sensata data sheets with the Sensata component(s) identified in each particular data sheet. HOWEVER, NO OTHER LICENSE, EXPRESS OR IMPLIED, BY ESTOPPEL OR OTHERWISE TO ANY OTHER SENSATA INTELLECTUAL PROPERTY RIGHT, AND NO LICENSE TO ANY THIRD PARTY TECHNOLOGY OR INTELLECTUAL PROPERTY RIGHT, IS GRANTED HEREIN. SENSATA DATA SHEETS ARE PROVIDED "AS IS". SENSATA MAKES NO WARRANTIES OR REPRESENTATIONS WITH REGARD TO THE DATA SHEETS OR USE OF THE DATA SHEETS, EXPRESS, IMPLIED OR STATUTORY, INCLUDING ACCURACY OR COMPLETENESS. SENSATA DISCLAIMS ANY WARRANTY OF TITLE AND ANY IMPLIED WARRANTIES OF MERCHANTABILITY, FITNESS FOR A PARTICULAR PURPOSE, QUIET ENJOYMENT, QUIET POSSESSION, AND NON-INFRINGEMENT OF ANY THIRD PARTY INTELLECTUAL PROPERTY RIGHTS WITH REGARD TO SENSATA DATA SHEETS OR USE THEREOF.

All products are sold subject to Sensata's terms and conditions of sale supplied at www.sensata.com. SENSATA ASSUMES NO LIABILITY FOR APPLICATIONS ASSISTANCE OR THE DESIGN OF BUYERS' PRODUCTS. BUYER ACKNOWLEDGES AND AGREES THAT IT IS SOLELY RESPONSIBLE FOR COMPLIANCE WITH ALL LEGAL, REGULATORY AND SAFETY-RELATED REQUIREMENTS CONCERNING ITS PRODUCTS, AND ANY USE OF SENSATA COMPONENTS IN ITS APPLICATIONS, NOTWITHSTANDING ANY APPLICATIONS-RELATED INFORMATION OR SUPPORT THAT MAY BE PROVIDED BY SENSATA.

Mailing Address: Sensata Technologies, Inc., 529 Pleasant Street, Attleboro, MA 02703, USA.

CONTACT US

Americas
+1 (877) 502 5500
sales.crydom@sensata.com
Europe, Middle East & Africa
+44 (1202) 416170
ssr-info.eu@sensata.com
Asia Pacific
sales.isasia@list.sensata.com
China +86 (21) 2306 1500
Japan +81 (45) 277 7117
Korea +82 (31) 601 2004
India +91 (80) 67920890
Rest of Asia +886 (2) 27602006
ext 2808