

4

3

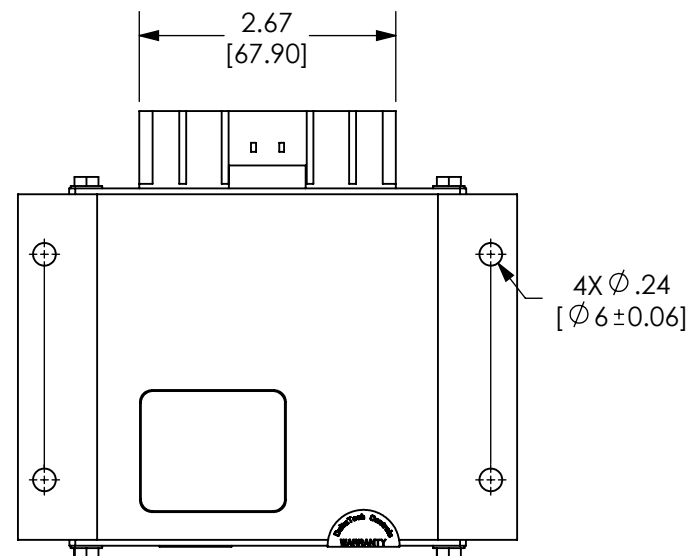

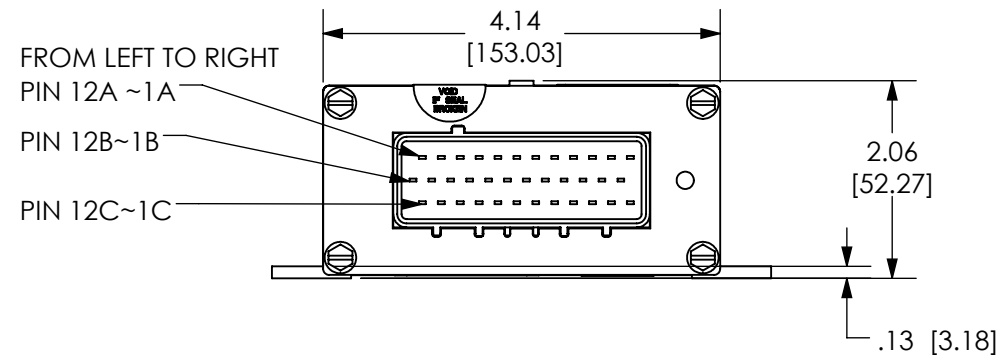
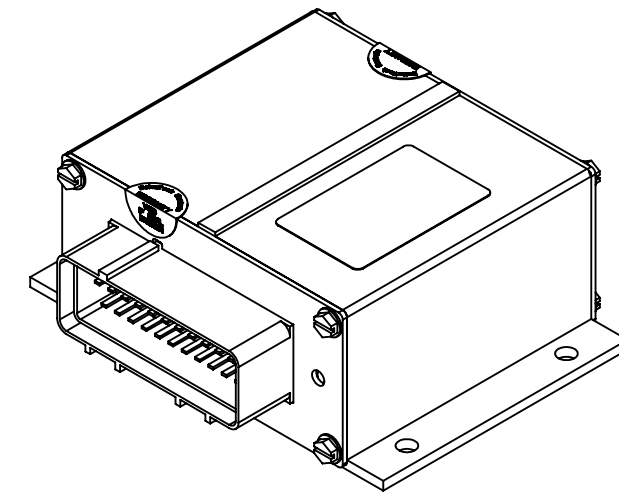
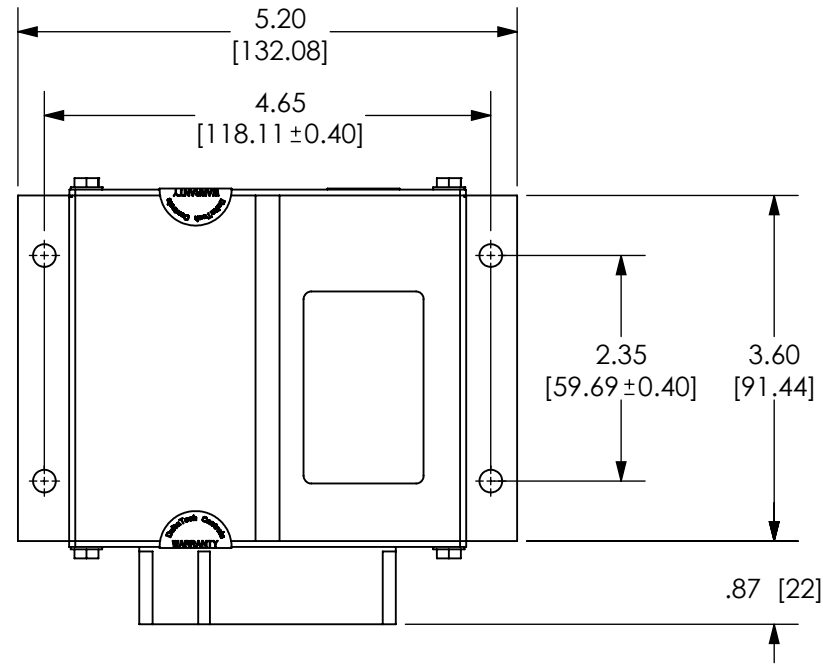
2

1

ZONE	REV.	REVISION DESCRIPTION	ECN NO.	DATE


NOTES:

1.SCREW MOUTING TORQUE 1.36±0.14 Nm(12±1.2 IN-LBS)



FOR REFERENCE ONLY, CHECK LATEST REVISION BEFORE USE. PARTS MADE TO THIS PRINT MUST CONFORM TO E9898 REV. E.

DRAWN Ivy Sun DATE 03272018	SENSATA TECHNOLOGIES PROPRIETARY AND CONFIDENTIAL. NEITHER THIS PRINT NOR THE INFORMATION CONTAINED HEREON IS TO BE USED AGAINST THE INTERESTS OF SENSATA TECHNOLOGIES OR AGAINST THE INTERESTS OF ANY OF ITS AFFILIATED COMPANIES OR WHOLLY OWNED SUBSIDIARIES. INTERPRET DIMENSIONING AND TOLERANCING PER ASME Y14.5-2009. UNLESS OTHERWISE SPECIFIED DIMENSIONS ARE IN INCHES. TOLERANCES DECIMALS ANGLES X.X X.X° ± X.XX X.XX° ± X.XXX X.XXX° ±
ENGINEER Jie Li DATE 03272018	
APPROVED . DATE .	
APPROVED . DATE .	


 529 PLEASANT STREET
 P.O. BOX 2964
 ATTLEBORO, MA 02703

TITLE
E310 ECU

SIZE B	DWG NO. E310-VR1	REV. 01
------------------	---------------------	------------

DO NOT SCALE DRAWING THIRD ANGLE PROJECTION 

SCALE 1:2 SOLIDWORKS SHEET 1 OF 1

4

3

2

1

DEVICE:

PROJECT: