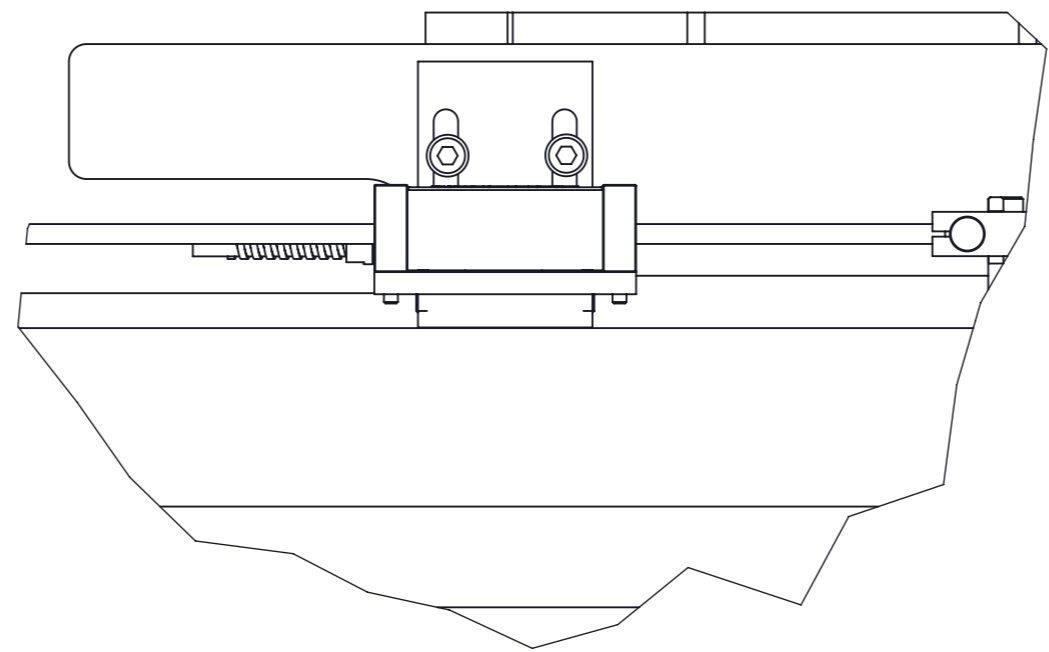
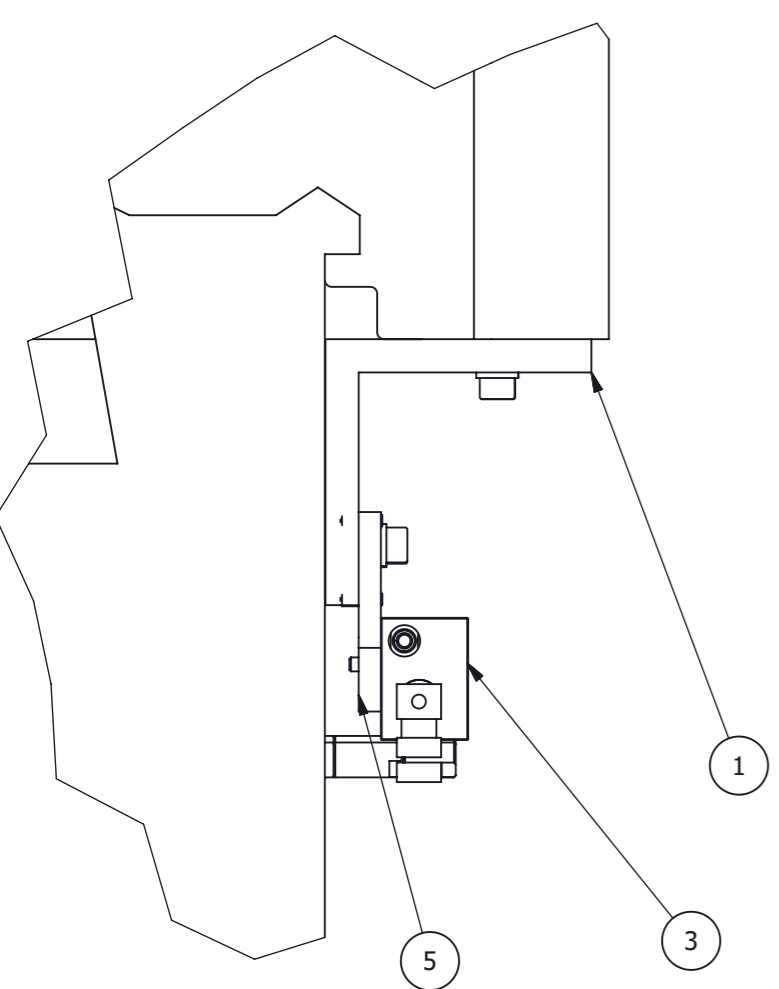
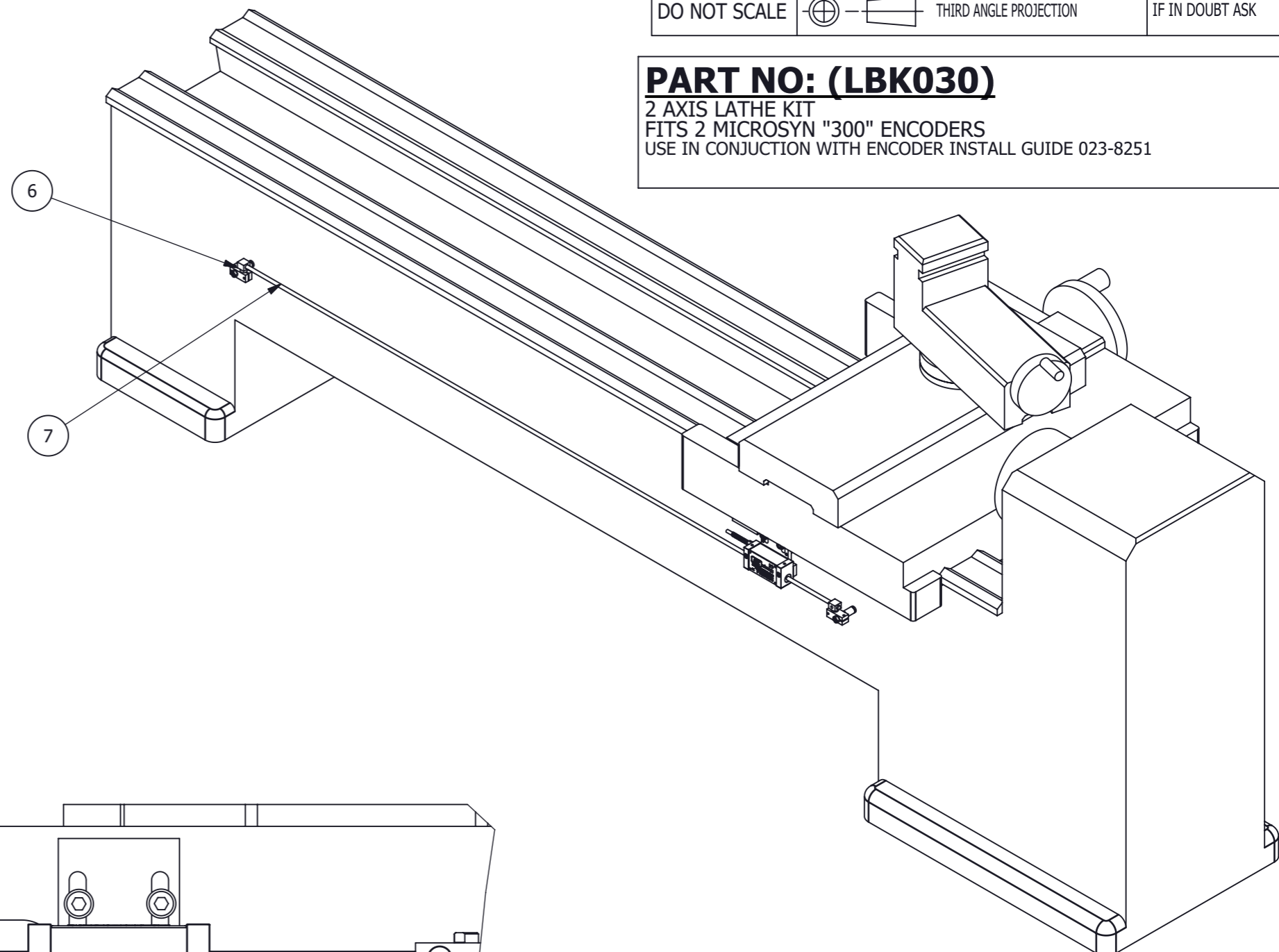
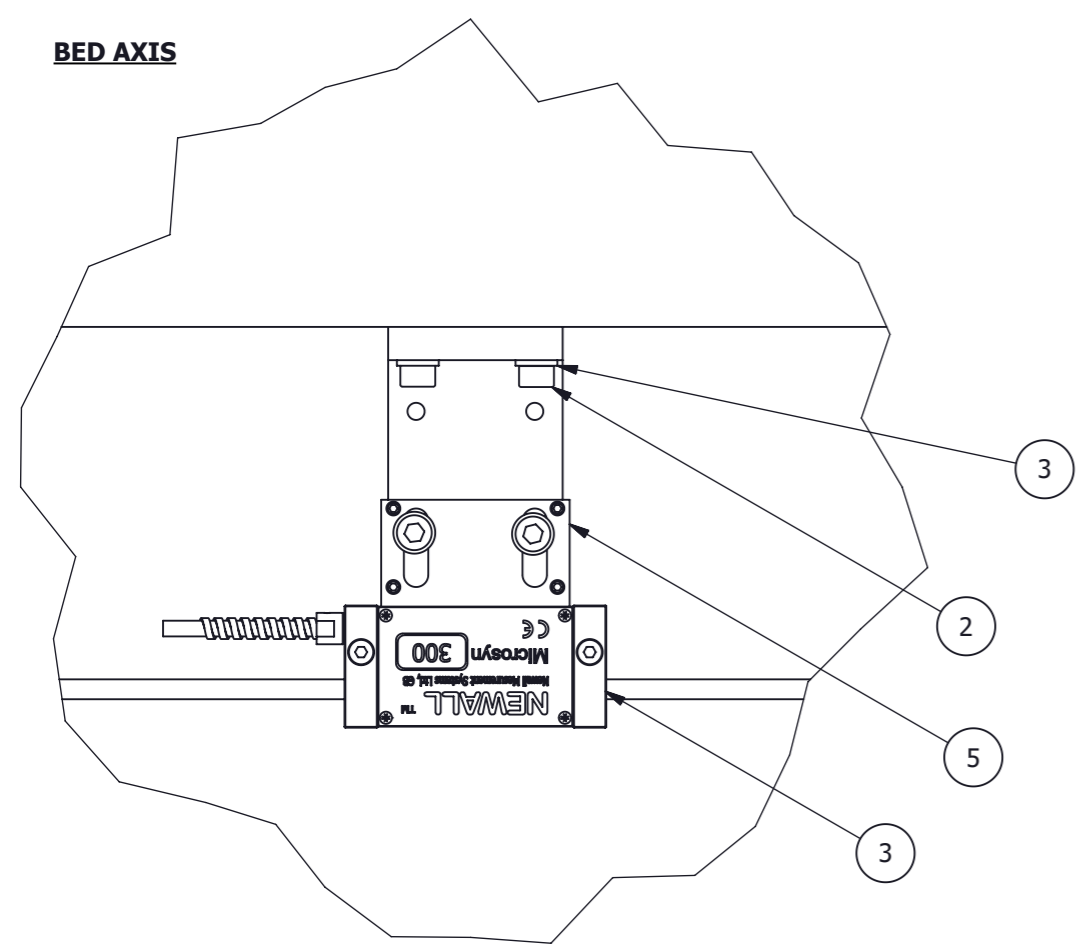


PART NO: (LBK030)
 2 AXIS LATHE KIT
 FITS 2 MICROSYN "300" ENCODERS
 USE IN CONJUNCTION WITH ENCODER INSTALL GUIDE 023-8251

BED AXIS

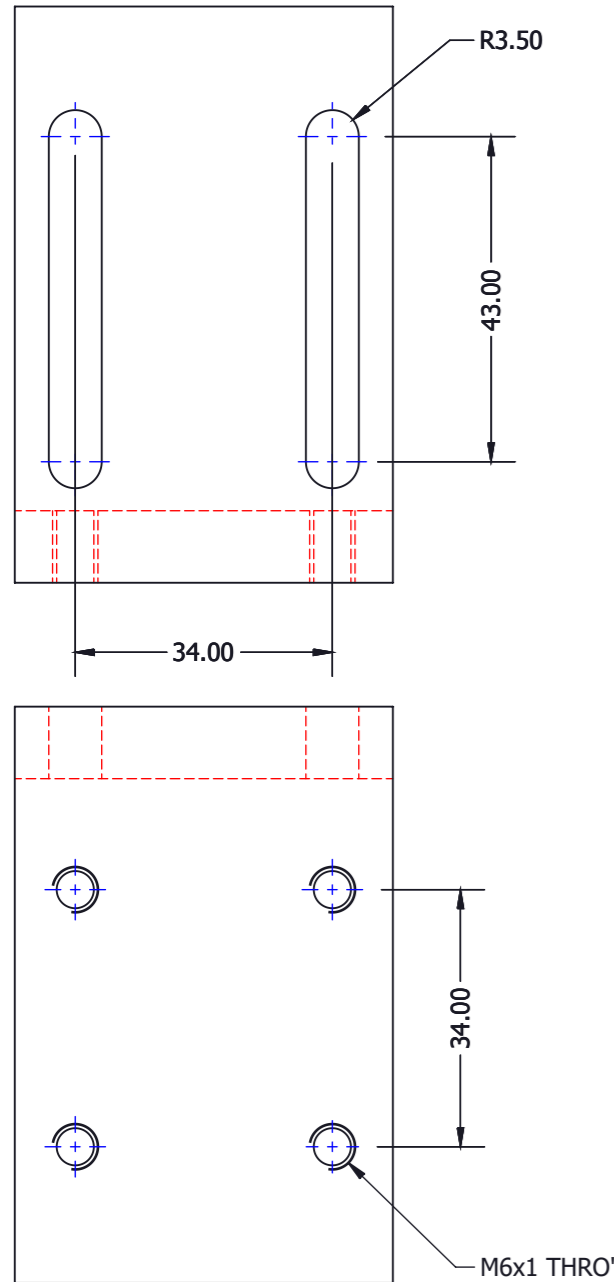


Parts List			
ITEM	QTY	PART NUMBER	DESCRIPTION
1	1	ED-2768-10	HEAVY DUTY TAPPED ANGLE
2	1	294-35540	MICROSYN ANGLE
3	2	"M300***/MSE****"	MICROSYN ENCODER (AS ORDERED)
4	1	***	GUARDING (SUPPLIED WITH SCALE)
5	1	294-35550	MICROSYN FLAT PLATE
6	1	***	SCALE BRACKETS (AS ORDERED)
7	1	"MLT***/MS2"	SCALES AS ORDERED
8	1	ED-2768/2	SLOTTED FLAT PLATE

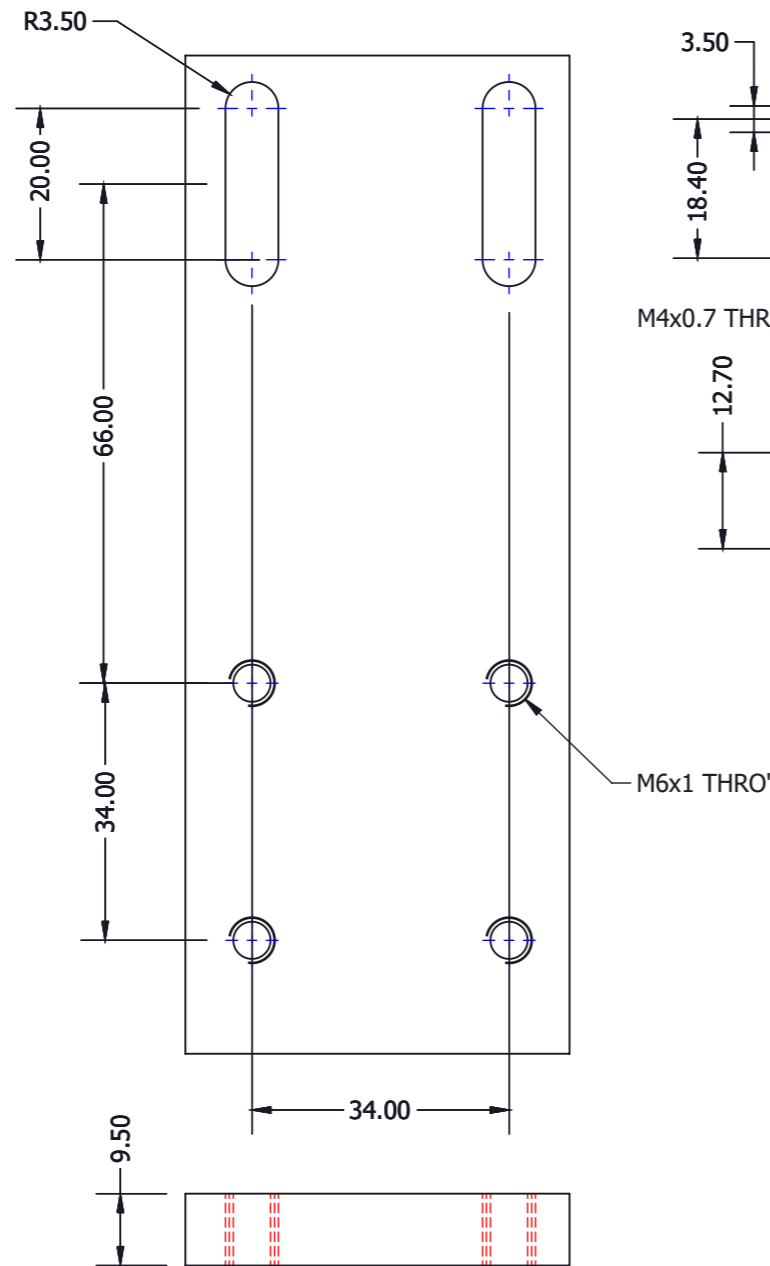
		TITLE LBK030-BRACKET KIT		MATERIAL/FINISH See Above		SCALE N.T.S		UNLESS OTHERWISE STATED: - TOLERANCES: - 0 DECIMAL PLACES ±0.5 1 DECIMAL PLACES ±0.2 2 DECIMAL PLACES ±0.1 ANGULAR ±1'	
1	04/05/22	ECO-495647	P CLIPS ETC. REMOVED	CWH	DRAWN Chris.Wh	SHEET 1 OF 2 DRAWING NUMBER 023-82396		REV. ISS. 1	
REV.ISS.	DATE	C.N.No	ALTERATION	DATE	10/01/2018				

KIT CONTENTS FOR: LBK030

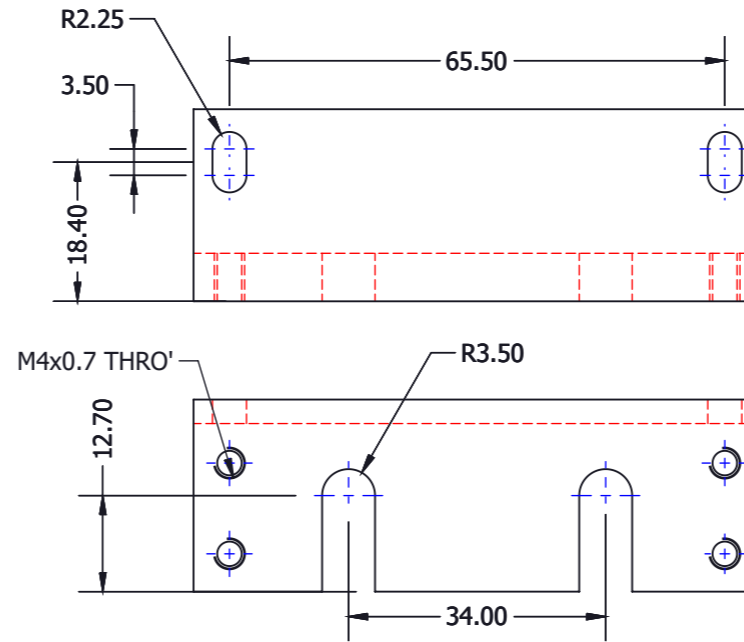
1 OFF ED-2768/10 HEAVY DUTY ANGLE



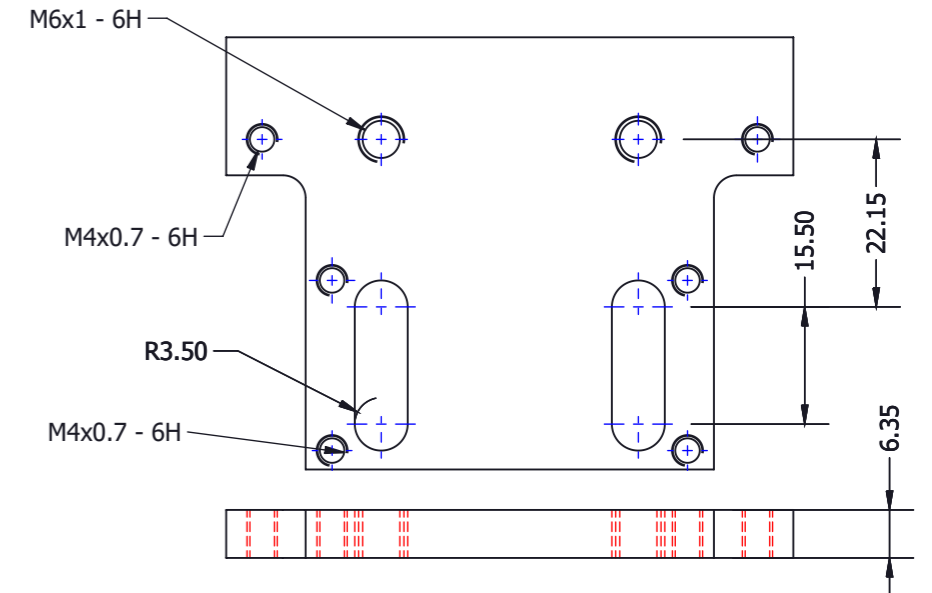
1 OFF ED-2768/2 PLATE BRACKET



1 OFF 294-35540 MICROSYN ANGLE



1 OFF 294-35550 MICROSYN PLATE



Pt Number	Description	Qty
ED-2768/10	HEAVY DUTY TAPPED ANGLE	1
ED-2768/2	SUPPORT PLATE 1/C/2	1
294-35540	MICROSYN ANGLE BRACKET (UK) 294-35540	1
294-35550	MICROSYN HEAD PLATE (UK) 294-35550	1
	M4 x 12 SOCKET GRUB SCREWS	8
	M4 x 10 SOCKET CAP HEAD SCREWS	4
	M4 x 25 SOCKET CAP HEAD SCREWS	4
	M4 FLAT WASHER	6
	M6 FLAT WASHER	8
	M4 x 35 SOCKET CAP HEAD SCREWS	2
	M4 FULL NUT	2
	M5 x 16 SOCKET CAP HEAD SCREW	4
	M5 WASHER FORM A	4
	M6 x 20 SOCKET CAP HEAD SCREWS	8
023-82396	BRACKETS DATA SHEET LBK030 023-82396	1
MSE010	MICROSYN SINGLE END MOUNT CENTRAL	1

ALSO INCLUDED, MICROSYN SINGLE END MOUNT SCALE MOUNTIGN KIT (MSE010)

Table		
Pt Number	Description	Qty
295-00500	REVISED MICROSYN SINGLE END MOUNT BRACKET 295-00500/0	1
	M5 x 16 BUTTON HEAD SCREW	1
	M5 FLAT WASHER	1
	M3 FLAT WASHER	1
	M3 COIL SPRING WASHER	1
	M3 x 16 HEX HEAD SCREW	1
	M3 x 8 GRUB SCREW	4
	M6 x 10 BUTTON HEAD SCREWS	2
023-82377	MSE010 BRACKET KIT DATA SHEET	1

				TITLE LBK030-BRACKET KIT		MATERIAL/FINISH SEE ABOVE		SCALE N.T.S		UNLESS OTHERWISE STATED: - TOLERANCES: - 0 DECIMAL PLACES ±0.5 1 DECIMAL PLACES ±0.2 2 DECIMAL PLACES ±0.1	
				REV. ISS. 1		DATE 10/01/2018		SHEET 2 OF 2		DIMENSIONS ARE IN M.M.	
ALTERATION				DRAWN Chris.Wh		NEWALL England		DRAWING NUMBER 023-82396		REV. ISS. 0	
ALTERATION				DATE 10/01/2018				THIS DRAWING IS THE PROPERTY OF NEWALL MEASUREMENT SYSTEMS LTD. THE INFORMATION THEREON MAY NOT BE COPIED OR USED WITHOUT WRITTEN PERMISSION		ANGULAR ±1'	