

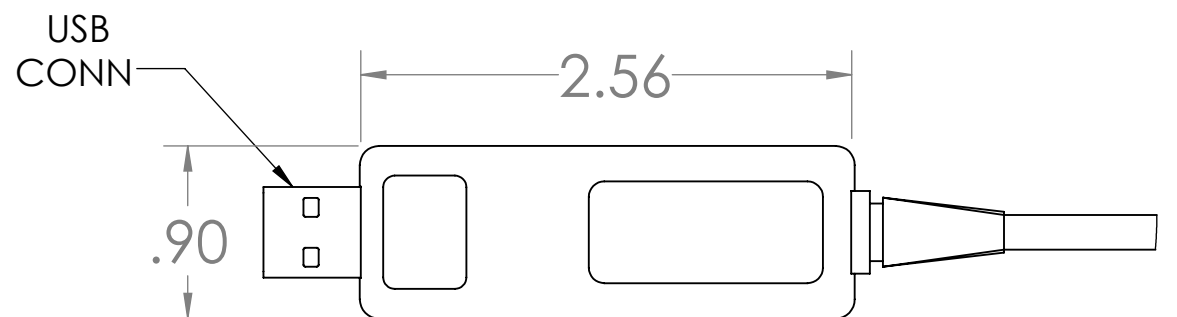
4

3

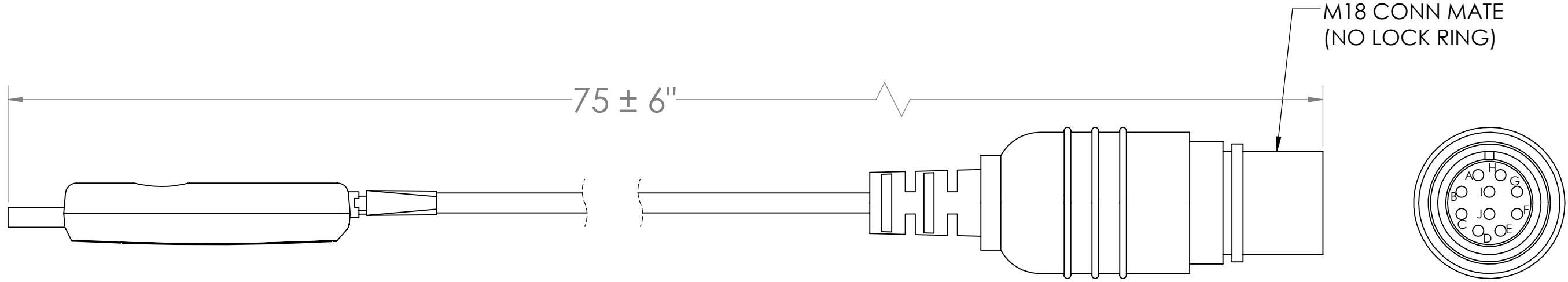
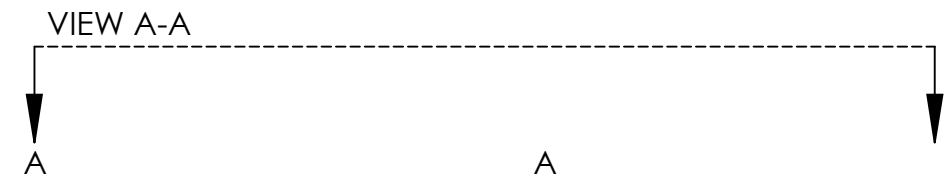
2

1

ZONE	REV.	REVISION DESCRIPTION	ECN NO.	DATE



PINOUT TABLE	
PIN	FUNCTION
A	DATA
D	POWER
F	COMMON



P/N 60031-101

- APPLICATION NOTES:
1. USE TO PROGRAM H25 OMNICODER WITH M18 CONN.
 2. FIND PROGRAMMING SOFTWARE AT www.sensata.com

UNCONTROLLED COPY

FIRST ISSUE DATE: 03/28/19	<p>SENSATA TECHNOLOGIES PROPRIETARY AND CONFIDENTIAL. NEITHER THIS PRINT NOR THE INFORMATION CONTAINED HEREON IS TO BE USED AGAINST THE INTERESTS OF SENSATA TECHNOLOGIES OR AGAINST THE INTERESTS OF ANY OF ITS AFFILIATED COMPANIES OR WHOLLY OWNED SUBSIDIARIES.</p> <p>INTERPRET DIMENSIONING AND TOLERANCING PER ASME Y14.5-2009. UNLESS OTHERWISE SPECIFIED DIMENSIONS ARE IN INCHES [MILLIMETERS] AND ARE INTENDED AS NOMINAL SEE PRODUCT SPECIFICATIONS FOR MORE DETAILS.</p>
DRAWN: DRC	
APPROVED: MFB	
DATE: 03/28/19	
ECN:	
DATE:	
MATERIAL:	

DO NOT SCALE DRAWING THIRD ANGLE PROJECTION

BEI SENSORS
1461 LAWRENCE DRIVE
THOUSAND OAKS, CA 93120

TITLE: **OMNICODER[®]**
PROGRAMMING MODULE AND CABLE

SIZE	DWG NO.	REV.
B	09912-001	.

SCALE 1:1 SOLIDWORKS SHEET 1 OF 1

4

3

2

1

DEVICE: PROJECT: 1