

4

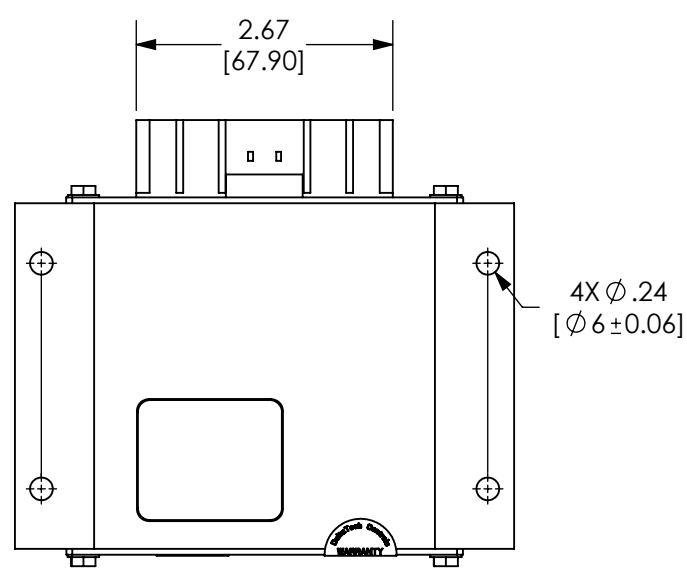

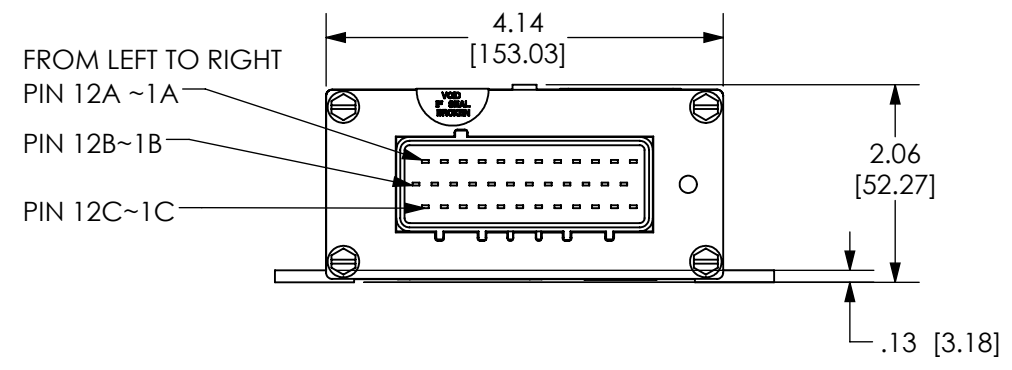
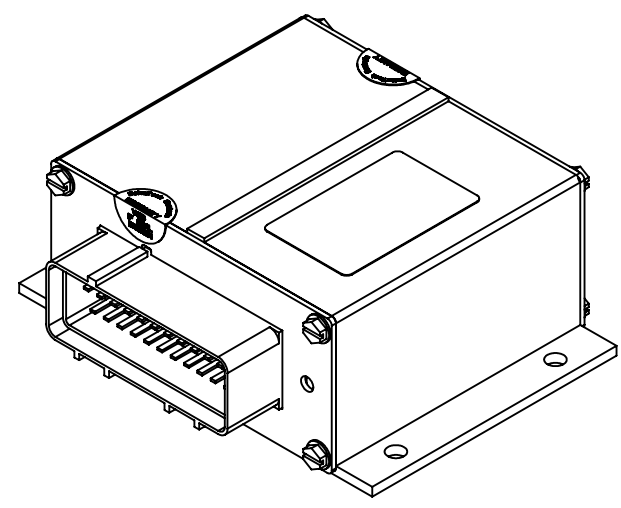
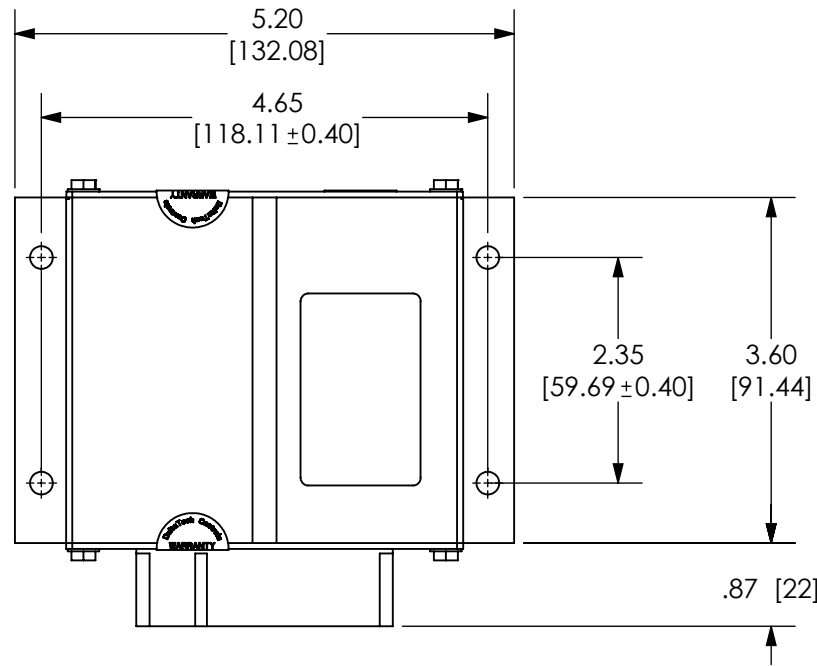
3

2

1

ZONE	REV.	REVISION DESCRIPTION	ECN NO.	DATE

NOTES:
1.SCREW MOUTING TORQUE 1.36±0.14 Nm(12±1.2 IN-LBS)



FOR REFERENCE ONLY, CHECK LATEST REVISION BEFORE USE. PARTS MADE TO THIS PRINT MUST CONFORM TO E9898 REV. E.	
DRAWN Ivy Sun DATE 03272018 ENGINEER Jie Li DATE 03272018 APPROVED . DATE . APPROVED . DATE .	SENSATA TECHNOLOGIES PROPRIETARY AND CONFIDENTIAL. NEITHER THIS PRINT NOR THE INFORMATION CONTAINED HEREON IS TO BE USED AGAINST THE INTERESTS OF SENSATA TECHNOLOGIES OR AGAINST THE INTERESTS OF ANY OF ITS AFFILIATED COMPANIES OR WHOLLY OWNED SUBSIDIARIES. INTERPRET DIMENSIONING AND TOLERANCING PER ASME Y14.5-2009. UNLESS OTHERWISE SPECIFIED DIMENSIONS ARE IN INCHES. TOLERANCES DECIMALS ANGLES X.X X.X° ± X.XX X.XX ± X.XXX X.XXX ±
DO NOT SCALE DRAWING	THIRD ANGLE PROJECTION

		529 PLEASANT STREET P.O. BOX 2964 ATTLEBORO, MA 02703
TITLE E300 ECU		
SIZE B	DWG NO. 8C40001CC0001-01	REV. 01
SCALE 1:2	SOLIDWORKS	SHEET 1 OF 1

4

3

2

1

DEVICE: PROJECT: