



| S7 Multifunction Grip

Introduction

The Multifunction grips (MFGs) from DeltaTech Controls® provide the reliability required in demanding environmental conditions such as heavy duty industrial applications and off-road.

The high mechanical strength of the shaft and the unique look and feel make these multifunction grips ideal for rigorous use in rugged, harsh environments.

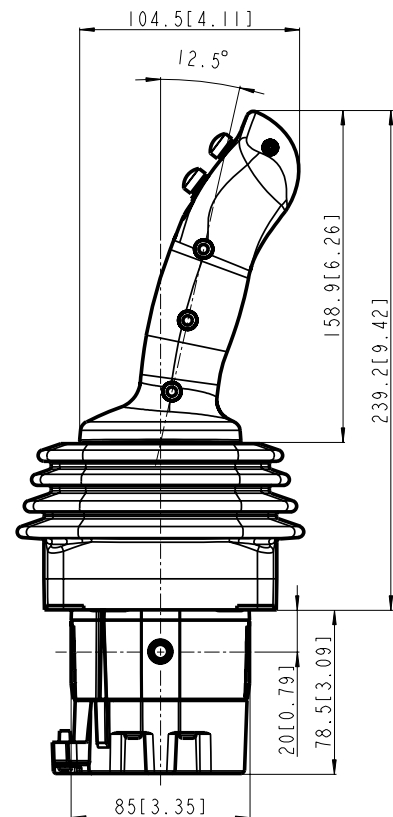
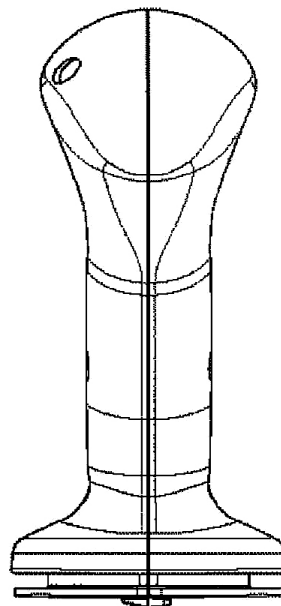
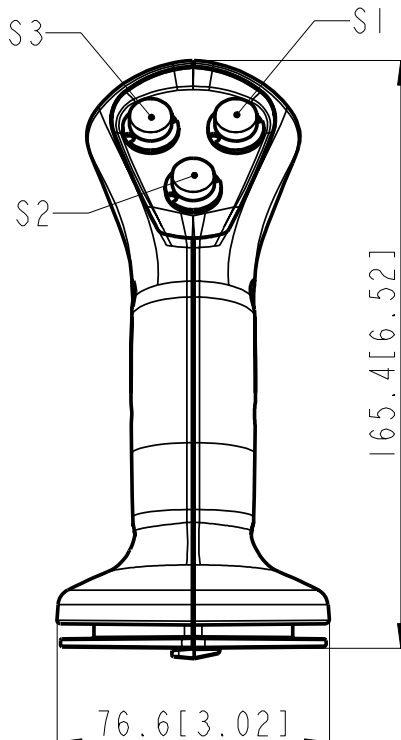
Multifunction grips are designed for use with DeltaTech Controls® AJ3/AJ4/AJN/SAL Joysticks but can also be used together with other joysticks. For more information on the AJ3, AJ4, AJN and SAL please consult the AJ3, AJ4, AJN and SAL datasheets.



Main Features

- Ergonomic shape and controls position
- Variable functions and mountings
- Grips mountable for left and right handed usage
- Precise tactile feedback of switches

DIMENSIONS



Standard cable (CS):

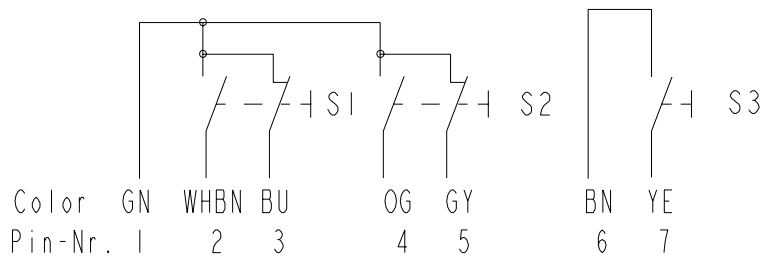
Typ: AWG 20

Length: 700mm (from end of tube) inclusive connector

Connector: Deutsch DT04 - I2P

Switch Layout Diagram

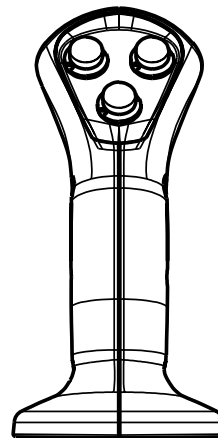
Example for version with 2 pushbuttons



ORDERING OPTIONS

Example : S7 TAJ CS CS L-AR4/R-1F

Family	S7	TAJ	CS	CS	L-AR4/R-1F
SK: MFG S7					
Tube					
TAJ: Tube for AJ4					
TC : Customized tube ^(A)					
Cable					
CAJ: cable for AJ4					
CS : standard cable					
CC : customized cable ^(A)					
Connector					
CS: standard connector					
CC: customized connector ^(A)					
Functions					
N : none					
3F : 3 switches					
L-/R- : Left - / Right -					
N : none					
1F : 1 switch					
AR4: Analog Rocker 4					



• Rated for protection class IP67

Standard cable (CS):

Typ: AWG 20

Length: 700mm (from end of tube) inclusive connector

Connector: Deutsch DT04 - I2P

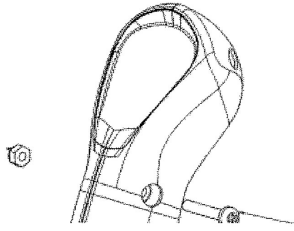


GENERAL NOTES

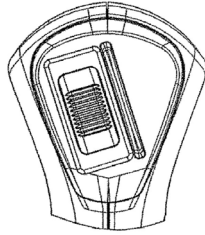
^(A) Details available on request

(For more technical data and drawings see overleaf)

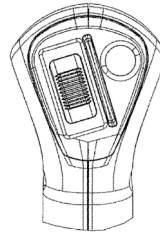
Available Variants



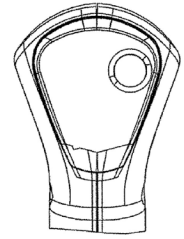
Blank Faceplate
Order Code: Functions N



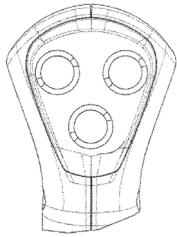
AR4 left or right
Order Code: Functions L-AR4 / R-N



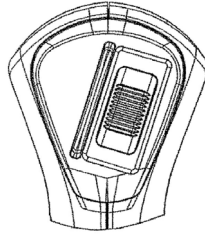
Combination pushbutton switch and AR4
Order Code: Functions L-AR4 / R-1F



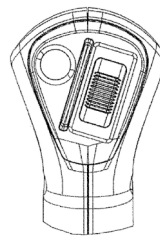
1 pushbutton switch
Order Code: Functions L-N / R-1F



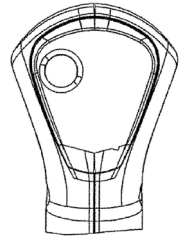
3 pushbutton switches
Order Code: Functions 3F



AR4 left or right
Order Code: Functions L-N / R-AR4



Combination pushbutton switch and AR4
Order Code: Functions L-1F / R-AR4



1 pushbutton switch
Order Code: Functions L-1F / R-N

Sensata Technologies, Inc. ("Sensata") data sheets are solely intended to assist designers ("Buyers") who are developing systems that incorporate Sensata products (also referred to herein as "components"). Buyer understands and agrees that Buyer remains responsible for using its independent analysis, evaluation and judgment in designing Buyer's systems and products. Sensata data sheets have been created using standard laboratory conditions and engineering practices. Sensata has not conducted any testing other than that specifically described in the published documentation for a particular data sheet. Sensata may make corrections, enhancements, improvements and other changes to its data sheets or components without notice.

Buyers are authorized to use Sensata data sheets with the Sensata component(s) identified in each particular data sheet. HOWEVER, NO OTHER LICENSE, EXPRESS OR IMPLIED, BY ESTOPPEL OR OTHERWISE TO ANY OTHER SENSATA INTELLECTUAL PROPERTY RIGHT, AND NO LICENSE TO ANY THIRD PARTY TECHNOLOGY OR INTELLECTUAL PROPERTY RIGHT, IS GRANTED HEREIN. SENSATA DATA SHEETS ARE PROVIDED "AS IS". SENSATA MAKES NO WARRANTIES OR REPRESENTATIONS WITH REGARD TO THE DATA SHEETS OR USE OF THE DATA SHEETS, EXPRESS, IMPLIED OR STATUTORY, INCLUDING ACCURACY OR COMPLETENESS. SENSATA DISCLAIMS ANY WARRANTY OF TITLE AND ANY IMPLIED WARRANTIES OF MERCHANTABILITY, FITNESS FOR A PARTICULAR PURPOSE, QUIET ENJOYMENT, QUIET POSSESSION, AND NON-INFRINGEMENT OF ANY THIRD PARTY INTELLECTUAL PROPERTY RIGHTS WITH REGARD TO SENSATA DATA SHEETS OR USE THEREOF.

All products are sold subject to Sensata's terms and conditions of sale supplied at www.sensata.com SENSATA ASSUMES NO LIABILITY FOR APPLICATIONS ASSISTANCE OR THE DESIGN OF BUYERS' PRODUCTS. BUYER ACKNOWLEDGES AND AGREES THAT IT IS SOLELY RESPONSIBLE FOR COMPLIANCE WITH ALL LEGAL, REGULATORY AND SAFETY-RELATED REQUIREMENTS CONCERNING ITS PRODUCTS, AND ANY USE OF SENSATA COMPONENTS IN ITS APPLICATIONS, NOTWITHSTANDING ANY APPLICATIONS-RELATED INFORMATION OR SUPPORT THAT MAY BE PROVIDED BY SENSATA.

Mailing Address: Sensata Technologies, Inc., 529 Pleasant Street, Attleboro, MA 02703, USA.

CONTACT US

INDUSTRIAL SOLUTIONS DIVISION

Americas

+1 (800) 350 2727

sensors.deltatech@sensata.com

Europe, Middle East & Africa

+359 (2) 809 1826

ost-info.eu@sensata.com

Asia Pacific

sales.isasia@list.sensata.com

China +86 (21) 2306 1500

Japan +81 (45) 277 7117

Korea +82 (31) 601 2004

India +91 (80) 67920890

Rest of Asia +886 (2) 27602006
ext 2808

HEAVY VEHICLE & OFF-ROAD DIVISION

Americas

+1 508 236 2196

products@sensata.com

Europe, Middle East & Africa

+49 30 43 999 0

products@sensata.com

Asia Pacific

products@sensata.com

China +86 (21) 2306 1500

Japan +81 (45) 277 7001

Korea +82 (31) 601 2004