

4

3

2

1

ZONE	REV.	REVISION DESCRIPTION	ECN NO.	DATE

D

D

C

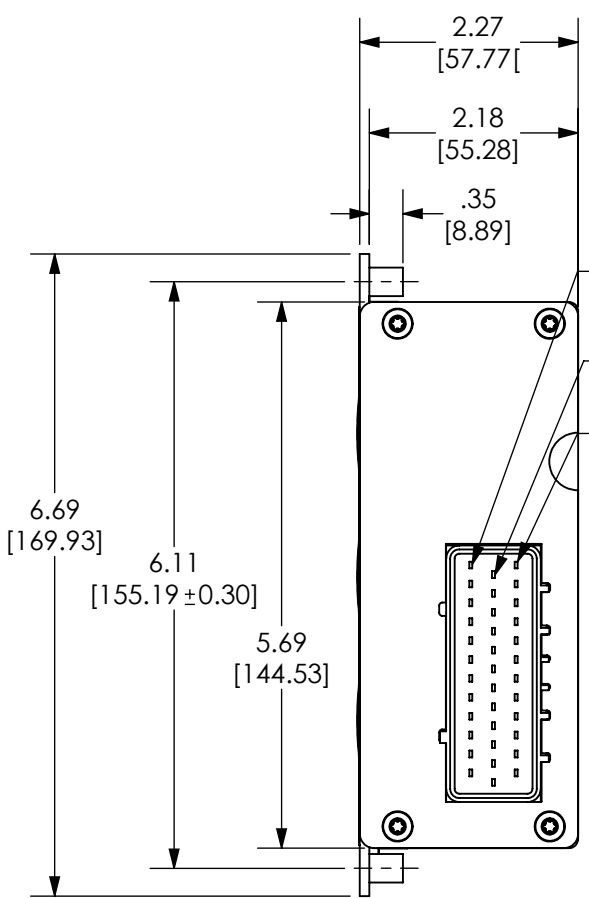
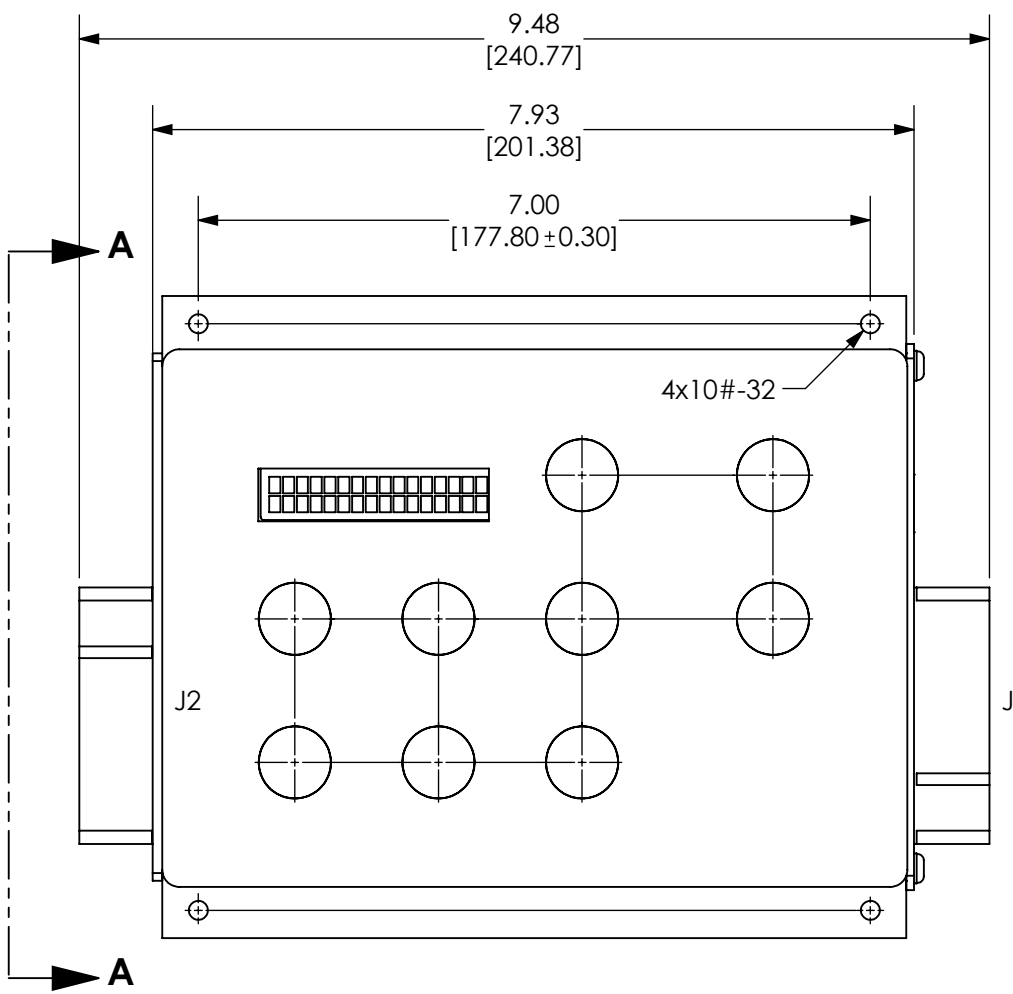
C

B

B

A

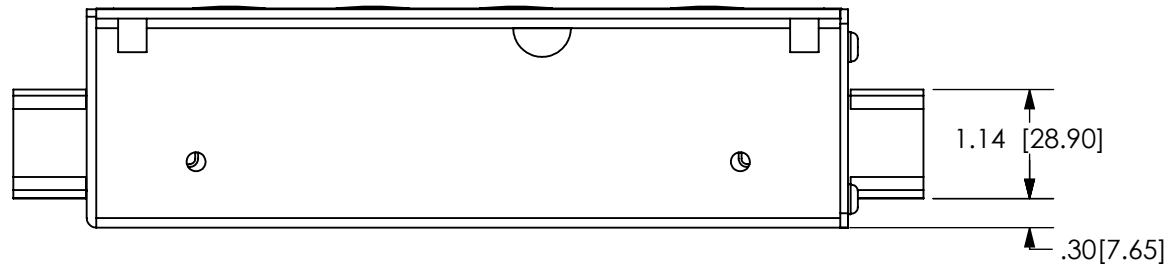
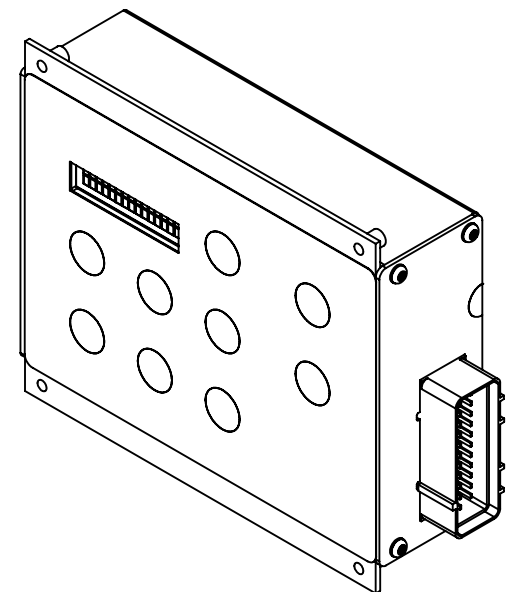
A



FROM TOP TO BOTTOM  
 J1 PIN 1A~12A  
 J1 PIN 1B~12B  
 J1 PIN 1C~12C

FROM TOP TO BOTTOM  
 J2 PIN 12C~1C  
 J2 PIN 12B~1B  
 J2 PIN 12A~1A

VIEW A-A



FOR REFERENCE ONLY, CHECK LATEST REVISION BEFORE USE.  
 PARTS MADE TO THIS PRINT MUST CONFORM TO E9898 REV. E.

DRAWN Ivy Sun DATE 03272018	SENSATA TECHNOLOGIES PROPRIETARY AND CONFIDENTIAL. NEITHER THIS PRINT NOR THE INFORMATION CONTAINED HEREON IS TO BE USED AGAINST THE INTERESTS OF SENSATA TECHNOLOGIES OR AGAINST THE INTERESTS OF ANY OF ITS AFFILIATED COMPANIES OR WHOLLY OWNED SUBSIDIARIES.  INTERPRET DIMENSIONING AND TOLERANCING PER ASME Y14.5-2009. UNLESS OTHERWISE SPECIFIED DIMENSIONS ARE IN INCHES.  TOLERANCES DECIMALS                      ANGLES X.X                                X.X° ± X.XX                               X.XX ± X.XXX                              X.XXX ±
ENGINEER Jie Li DATE 03272018	
APPROVED . DATE .	
APPROVED . DATE .	

DO NOT SCALE DRAWING

THIRD ANGLE PROJECTION

529 PLEASANT STREET  
 P.O. BOX 2964  
 ATTLEBORO, MA 02703

TITLE  
**GCU,RT**

SIZE <b>B</b>	DWG NO. <b>8C40009CC0004-01</b>	REV. <b>01</b>
SCALE 1:2	SOLIDWORKS	SHEET 1 OF 1

4

3

2

1

DEVICE:

PROJECT: