

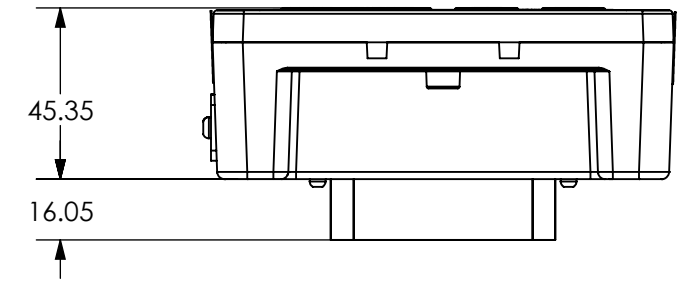
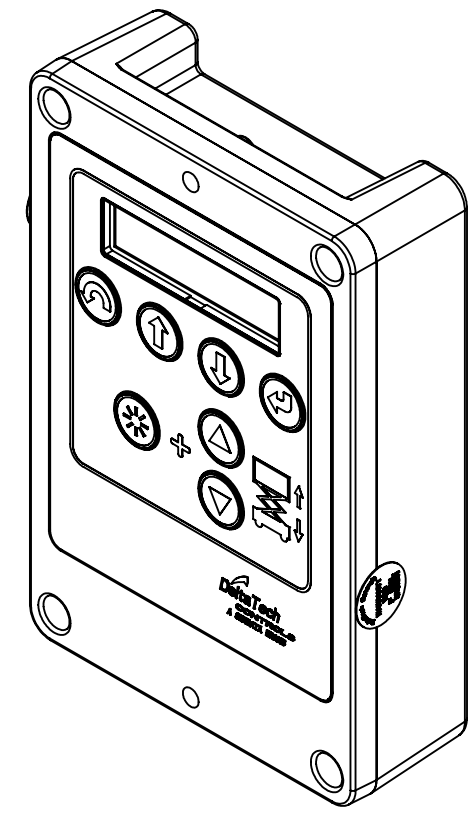
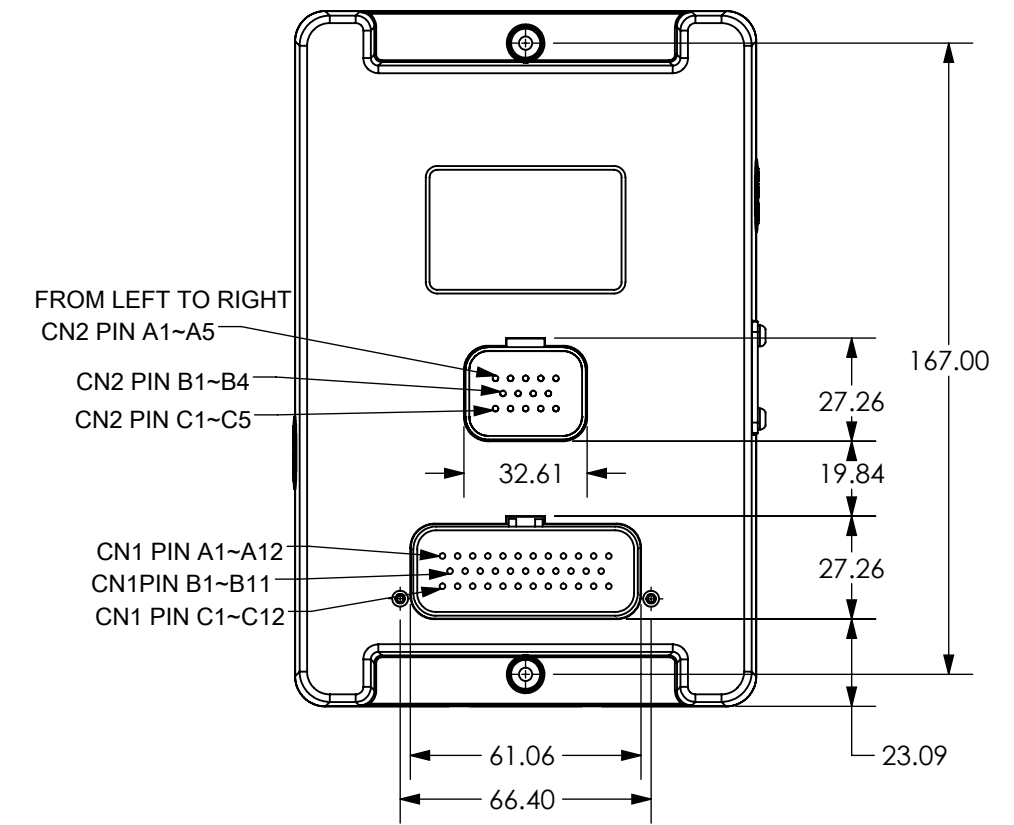
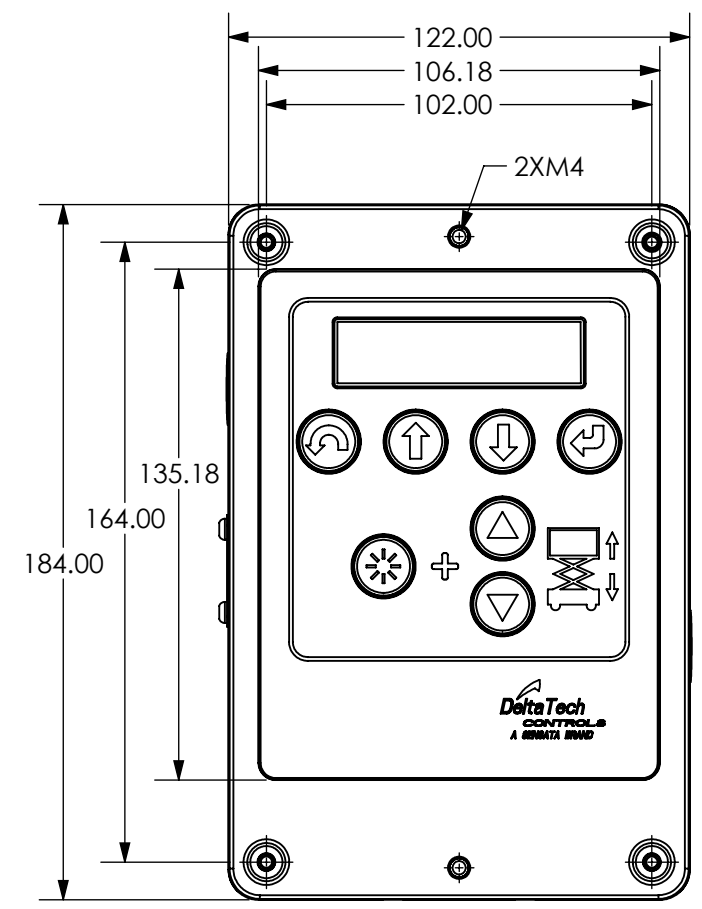
4

3

2

1

ZONE	REV.	REVISION DESCRIPTION	ECN NO.	DATE
	.	.	.	.



EXPERIMENTAL

FOR REFERENCE ONLY, CHECK LATEST REVISION BEFORE USE. PARTS MADE TO THIS PRINT MUST CONFORM TO E9898 REV. E.

DRAWN	SENSATA TECHNOLOGIES PROPRIETARY AND CONFIDENTIAL. NEITHER THIS PRINT NOR THE INFORMATION CONTAINED HEREON IS TO BE USED AGAINST THE INTERESTS OF SENSATA TECHNOLOGIES OR AGAINST THE INTERESTS OF ANY OF ITS AFFILIATED COMPANIES OR WHOLLY OWNED SUBSIDIARIES.  INTERPRET DIMENSIONING AND TOLERANCING PER ASME Y14.5-2009. UNLESS OTHERWISE SPECIFIED DIMENSIONS ARE IN INCHES. TOLERANCES DECIMALS                      ANGLES X.X                                X.X° ± X.XX                               X.XX ± X.XXX                              X.XXX ±
DATE	
ENGINEER	
DATE	
APPROVED	
DATE	DO NOT SCALE DRAWING
APPROVED	THIRD ANGLE PROJECTION
DATE	

SENSATA TECHNOLOGIES 529 PLEASANT STREET P.O. BOX 2964 ATTLEBORO, MA 02703	
TITLE	
ECU	
SIZE	DWG NO.
B	E500
SCALE	1:2
SOLIDWORKS	SHEET 1 OF 1

SENSATA TECHNOLOGIES 529 PLEASANT STREET P.O. BOX 2964 ATTLEBORO, MA 02703	
TITLE	
ECU	
SIZE	DWG NO.
B	E500
SCALE	1:2
SOLIDWORKS	SHEET 1 OF 1
REV.	01

DEVICE:

PROJECT:

4

3

2

1