


| 626 SERIES

FOR 2" X 2" FLATPACK CARRIERS



Features

- Stainless steel latch with long-lasting metal latch and hinge pins
- Beryllium Copper Allow contacts plated with 30 microinches of gold
- Smooth, radius-probing contacts
- Latch hold down directly over the contacts prevents the carrier from bowing at elevated temperatures
- Easy loading and unloading of carrier and IC device
- For temperatures up to 150°C

Part Number	Pin Count	Contact Material	Contact Plating	Plating Thickness	Dimensions (mm)			
					A	B	C	D
626-0400815	40	BeCu	Au/Ni	30 Microinches		.950 (24.13)		
626-0440815	44	BeCu	Au/Ni	30 Microinches		1.050 (26.67)		
626-0500815	50	BeCu	Au/Ni	30 Microinches		1.200 (30.48)		

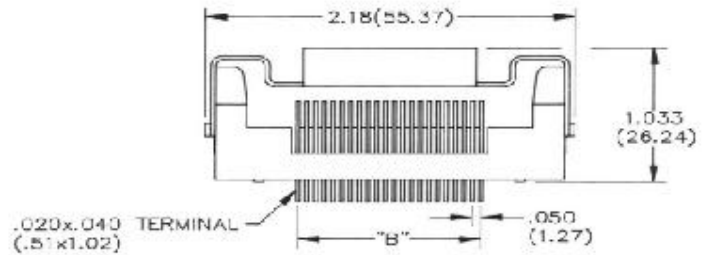
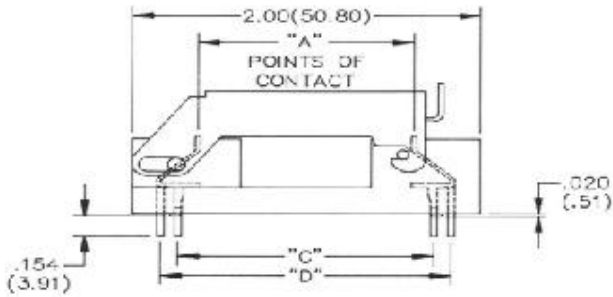
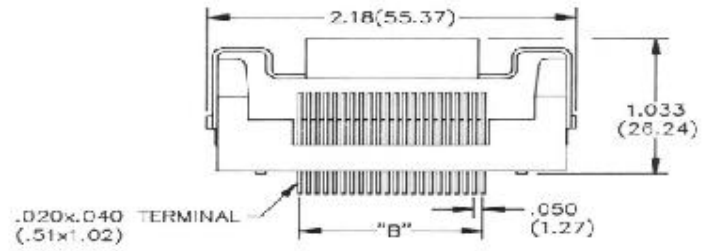
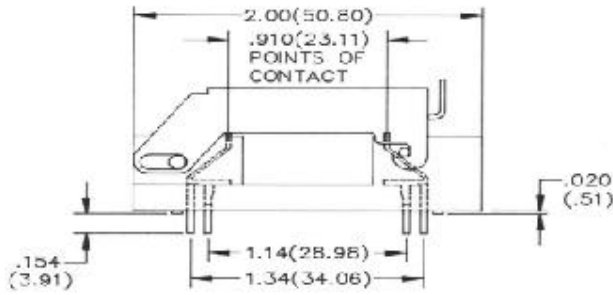
Special version of the Series 626 with the contacts on 1.200" or 1.8500" centers to accommodate large IC packages

Part Number	Pin Count	Contact Material	Contact Plating	Plating Thickness	Dimensions (mm)			
					A	B	C	D
626-0400815-001	40	BeCu	Au/Ni	30 Microinches	1.850 (46.99)	.950 (24.13)	1.420 (36.07)	1.620 (41.15)
626-0400815-003	40	BeCu	Au/Ni	30 Microinches	1.200 (30.48)	.950 (24.13)	1.431 (36.35)	1.631 (41.43)
626-0440815-001	44	BeCu	Au/Ni	30 Microinches	1.850 (46.99)	1.050 (26.67)	1.420 (36.07)	1.620 (41.15)
626-0440815-003	44	BeCu	Au/Ni	30 Microinches	1.200 (30.48)	1.050 (26.67)	1.431 (36.35)	1.631 (41.43)
626-0500815-001	50	BeCu	Au/Ni	30 Microinches	1.850 (46.99)	1.200 (30.48)	1.420 (36.07)	1.620 (41.15)
626-0500815-003	50	BeCu	Au/Ni	30 Microinches	1.200 (30.48)	1.200 (30.48)	1.431 (36.35)	1.631 (41.43)



DIMENSIONS AND DIAGRAMS

Dimensions in Inches (mm)



Revised 02/06/18

Sensata Technologies, Inc. ("Sensata") data sheets are solely intended to assist designers ("Buyers") who are developing systems that incorporate Sensata products (also referred to herein as "components"). Buyer understands and agrees that Buyer remains responsible for using its independent analysis, evaluation and judgment in designing Buyer's systems and products. Sensata data sheets have been created using standard laboratory conditions and engineering practices. Sensata has not conducted any testing other than that specifically described in the published documentation for a particular data sheet. Sensata may make corrections, enhancements, improvements and other changes to its data sheets or components without notice.

Buyers are authorized to use Sensata data sheets with the Sensata component(s) identified in each particular data sheet. HOWEVER, NO OTHER LICENSE, EXPRESS OR IMPLIED, BY ESTOPPEL OR OTHERWISE TO ANY OTHER SENSATA INTELLECTUAL PROPERTY RIGHT, AND NO LICENSE TO ANY THIRD PARTY TECHNOLOGY OR INTELLECTUAL PROPERTY RIGHT, IS GRANTED HEREIN. SENSATA DATA SHEETS ARE PROVIDED "AS IS". SENSATA MAKES NO WARRANTIES OR REPRESENTATIONS WITH REGARD TO THE DATA SHEETS OR USE OF THE DATA SHEETS, EXPRESS, IMPLIED OR STATUTORY, INCLUDING ACCURACY OR COMPLETENESS. SENSATA DISCLAIMS ANY WARRANTY OF TITLE AND ANY IMPLIED WARRANTIES OF MERCHANTABILITY, FITNESS FOR A PARTICULAR PURPOSE, QUIET ENJOYMENT, QUIET POSSESSION, AND NON-INFRINGEMENT OF ANY THIRD PARTY INTELLECTUAL PROPERTY RIGHTS WITH REGARD TO SENSATA DATA SHEETS OR USE THEREOF.

All products are sold subject to Sensata's terms and conditions of sale supplied at www.sensata.com SENSATA ASSUMES NO LIABILITY FOR APPLICATIONS ASSISTANCE OR THE DESIGN OF BUYERS' PRODUCTS. BUYER ACKNOWLEDGES AND AGREES THAT IT IS SOLELY RESPONSIBLE FOR COMPLIANCE WITH ALL LEGAL, REGULATORY AND SAFETY-RELATED REQUIREMENTS CONCERNING ITS PRODUCTS, AND ANY USE OF SENSATA COMPONENTS IN ITS APPLICATIONS, NOTWITHSTANDING ANY APPLICATIONS-RELATED INFORMATION OR SUPPORT THAT MAY BE PROVIDED BY SENSATA.

Mailing Address: Sensata Technologies, Inc., 529 Pleasant Street, Attleboro, MA 02703, USA.

CONTACT US

Americas

480.682.6148 or 480.681.6116