




| 652 SERIES

SOP ZIF



Features

- Open top, zero insertion force design for automatic loading
- Compact size for high board density
- Highly reliable, pre-loaded contacts
- Thru hole design
- High force contact version (H) available for
- Pb-free devices (single beam type)



MATERIALS AND SPECIFICATIONS

Socket Body	PES, PEI, LCP or Equivalent
Contact	Beryllium Copper Alloy
Contact Plating	Gold over Nickel
Contact Normal Force	35~45 grams
Contact Resistance	50 mΩ
Dielectric	600V AC for 1 minute
Temperature Rating	150°C
Insulation Resistance	5,000 MΩ @ 500V DC
Durability	10,000 cycles min.

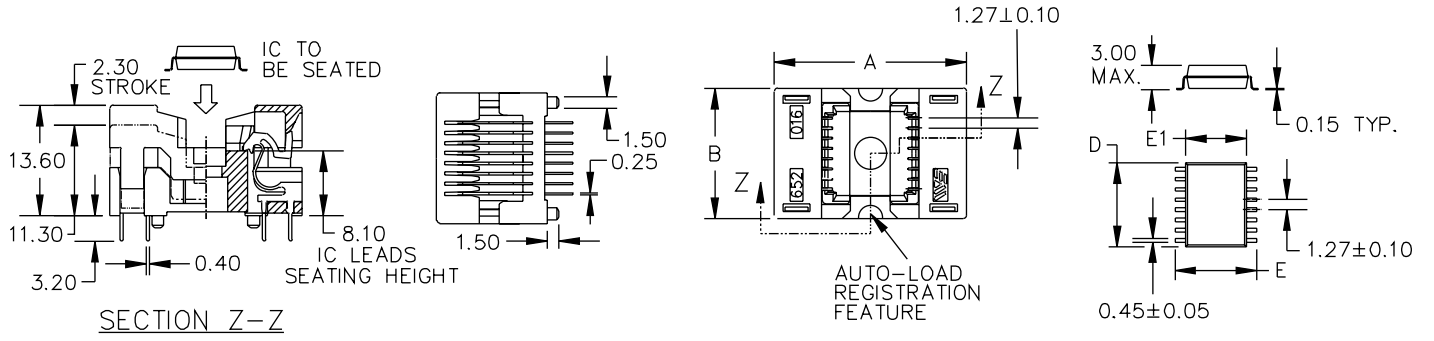
Lead Count	Pitch e (mm)	Package Dimensions (mm)			Part Number	Socket Dimensions (mm)	
		Width (E1)	Lead Tip to Tip (E)	Length (D)		Length (A)	Width (B)
8	1.27	4.40	6.40	5.4 max	652B0082211 (H)	20.75	12.37
8	1.27	5.00	6.80	5.4 max	652B0082211-001 (H)	20.75	12.37
8	1.27	3.90	6.00	5.4 max	652B0082211-002 (H)	20.75	12.37
8	1.27	4.40	6.40	5.35 max	652B0082211-003 (H)	20.75	12.37
8	1.27	5.23	8.00	5.23	* 652C0082211W	17.20	12.80
8	1.27	5.30	7.90	5.30	* 652C0082211W003	17.20	12.80
14	1.27	4.40	6.40	10.48 max	652B0142211 (H)	20.75	16.18
14	1.27	5.00	6.80	10.48 max	652B0142211-001 (H)	20.75	16.18
14	1.27	3.90	6.00	10.48 max	652B0142211-002 (H)	20.75	16.18
16	1.27	4.40	6.40	10.48 max	652B0162211 (H)	20.75	17.45
16	1.27	5.00	6.80	10.48 max	652B0162211-001 (H)	20.75	17.45
16	1.27	3.90	6.00	10.48 max	652B0162211-002 (H)	20.75	17.45
16	1.27	3.90	6.00	10.48 max	652B0162211E002 (H)	20.75	17.45
16	1.27	7.60	10.20	10.5 max	652-0162211-001 (H)	24.00	16.32
16	1.27	7.60	10.20	10.5 max	652-0162211E001 (H)	24.00	16.32
16	1.27	7.50	10.40	10.5 max	652D0162211-202 (H)	24.30	16.32
16	1.27	7.50	10.30	10.45 max	652D0162211E202 (H)	24.30	16.32
16	1.27	7.50	10.40	11.02 max	* 652D0162212W501	24.00	16.32
18	1.27	7.55	10.40	12 max	652D0201811-001 (H)	24.30	18.86
20	1.27	7.55	10.40	13.11 max	652D0202211 (H)	24.30	18.86
20	1.27	7.55	10.40	13.11 max	652D0202211-001 (H)	24.30	18.86
20	1.27	7.55	10.40	13.11 max	* 652D0202212W001	24.30	18.86
20	1.27	7.50	10.30	12.8 max	652D0202211-002 (H)	24.30	18.86
20	1.27	7.50	10.30	12.8 max	652D0202211-202 (H)	24.30	18.86
24	1.27	7.60	10.20	15.6 max	652-0242211 (H)	24.00	21.40
24	1.27	7.60	10.20	15.6 max	652-0242211E (H)	24.00	21.40
24	1.27	7.60	10.20	15.6 max	652-0242211-001 (H)	24.00	21.40
24	1.27	7.60	10.20	15.6 max	652-0242211E001 (H)	24.00	21.40
24	1.27	7.55	10.47	15.65 max	652D0242211 (H)	24.30	21.40
24	1.27	7.55	10.31	15.65 max	652D0242211-002 (H)	24.30	21.40
28	1.27	7.55	10.47	18.19 max	652D0282211 (H)	24.30	23.94
28	1.27	7.55	10.30	18.20 max	652D0282211-001 (H)	24.30	23.94
28	1.27	7.50	10.30	18.05 max	652D0282211-002 (H)	24.30	23.94
28	1.27	7.50	10.30	18.05 max	652D0282211-202 (H)	24.30	23.94
28	1.27	7.50	10.30	18.05 max	652D0282211E202 (H)	24.30	23.94
32	1.27	7.55	10.57	20.73 max	652D0322211 (H)	24.30	26.48
32	1.27	7.55	10.57	20.73 max	652D0322211-001 (H)	24.30	26.48
32	1.27	7.51	10.47	20.88 max	* 652D0322211W	18.50	26.30
44	1.27	12.60	16.04	28.5 max	652G0442211 (H)	30.00	34.30
44	1.27	12.60	16.04	28.5 max	652G0442211-001 (H)	30.00	34.30
44	1.27	12.60	16.04	28.5 max	652G0442211-002 (H)	30.00	34.30

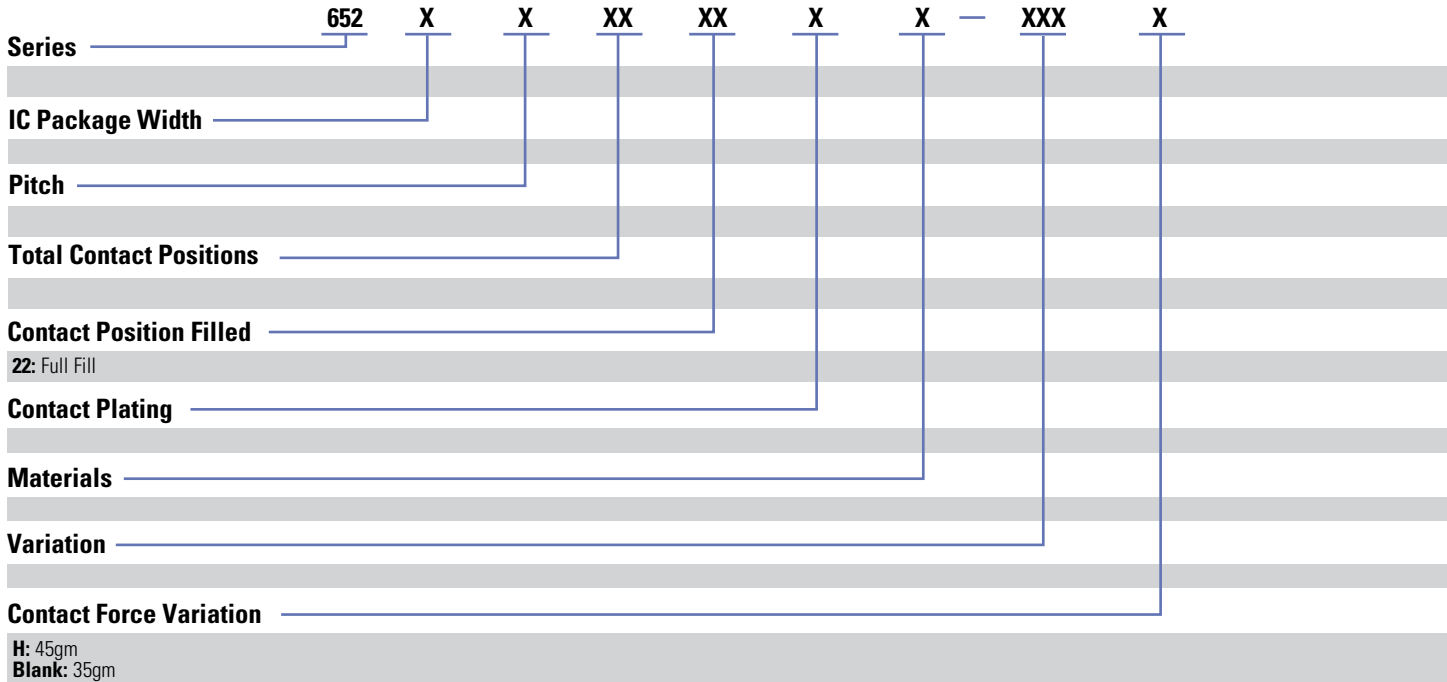
* Dual contact points (Compatible with Pb free packages)
(H) Compatible with Pb free packages



DIMENSIONS AND DIAGRAMS

Dimensions in mm





Revised 02/06/18

Sensata Technologies, Inc. ("Sensata") data sheets are solely intended to assist designers ("Buyers") who are developing systems that incorporate Sensata products (also referred to herein as "components"). Buyer understands and agrees that Buyer remains responsible for using its independent analysis, evaluation and judgment in designing Buyer's systems and products. Sensata data sheets have been created using standard laboratory conditions and engineering practices. Sensata has not conducted any testing other than that specifically described in the published documentation for a particular data sheet. Sensata may make corrections, enhancements, improvements and other changes to its data sheets or components without notice.

Buyers are authorized to use Sensata data sheets with the Sensata component(s) identified in each particular data sheet. HOWEVER, NO OTHER LICENSE, EXPRESS OR IMPLIED, BY ESTOPPEL OR OTHERWISE TO ANY OTHER SENSATA INTELLECTUAL PROPERTY RIGHT, AND NO LICENSE TO ANY THIRD PARTY TECHNOLOGY OR INTELLECTUAL PROPERTY RIGHT, IS GRANTED HEREIN. SENSATA DATA SHEETS ARE PROVIDED "AS IS". SENSATA MAKES NO WARRANTIES OR REPRESENTATIONS WITH REGARD TO THE DATA SHEETS OR USE OF THE DATA SHEETS, EXPRESS, IMPLIED OR STATUTORY, INCLUDING ACCURACY OR COMPLETENESS. SENSATA DISCLAIMS ANY WARRANTY OF TITLE AND ANY IMPLIED WARRANTIES OF MERCHANTABILITY, FITNESS FOR A PARTICULAR PURPOSE, QUIET ENJOYMENT, QUIET POSSESSION, AND NON-INFRINGEMENT OF ANY THIRD PARTY INTELLECTUAL PROPERTY RIGHTS WITH REGARD TO SENSATA DATA SHEETS OR USE THEREOF.

All products are sold subject to Sensata's terms and conditions of sale supplied at www.sensata.com SENSATA ASSUMES NO LIABILITY FOR APPLICATIONS ASSISTANCE OR THE DESIGN OF BUYERS' PRODUCTS. BUYER ACKNOWLEDGES AND AGREES THAT IT IS SOLELY RESPONSIBLE FOR COMPLIANCE WITH ALL LEGAL, REGULATORY AND SAFETY-RELATED REQUIREMENTS CONCERNING ITS PRODUCTS, AND ANY USE OF SENSATA COMPONENTS IN ITS APPLICATIONS, NOTWITHSTANDING ANY APPLICATIONS-RELATED INFORMATION OR SUPPORT THAT MAY BE PROVIDED BY SENSATA.

Mailing Address: Sensata Technologies, Inc., 529 Pleasant Street, Attleboro, MA 02703, USA.

CONTACT US

Americas
480.682.6148 or 480.681.6116