




| 774 SERIES

OPEN TOP CSP



Features

- 0.5mm and 0.8mm pitch
- Compression surface mount
- High performance/low cost achieved through use of carrier loaded stamped contact
- Z-axis compliant buckling beam contact provides stable contact performance independent of solder ball height and compression
- Advanced latch mechanism with flexible pressure pads provides uniform force distribution across the package surface, enabling the socket to handle up to 900 balls (full 30x30 matrix) and super thin packages.



SPECIFICATIONS

Materials and Specifications

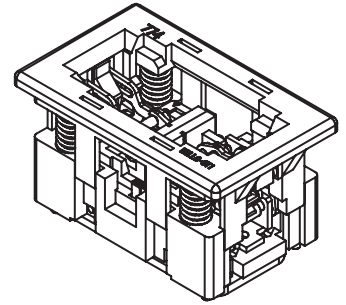
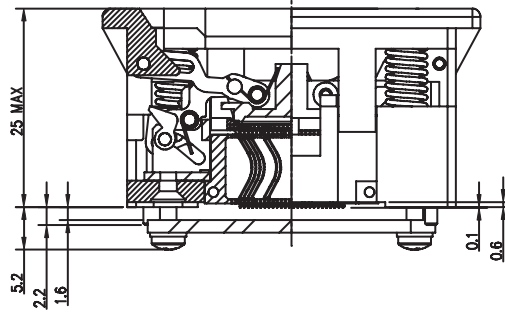
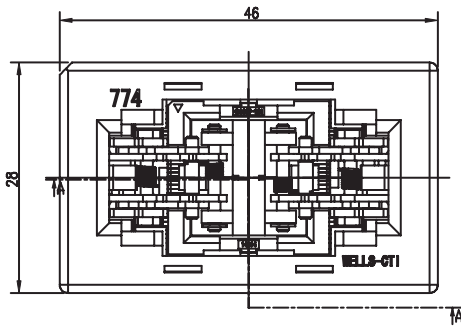
Body Materials	PES, PEI, LCP, or Equivalent
Contact Material	Beryllium Copper Alloy
Contact Plating	Gold
Contact Force	13 grams average
Contact Resistance	200~300 mΩ
Temperature Rating	150°C
Durability	10,000 cycles min.

Pitch e (mm)	Package Size (mm)	Pin. Matrix	Max. Pin Count	Ball Dia. (mm)	Ball Height (mm)	Part Number
0.5	13x10	25x19	475	0.32	0.23	774C4475-XXX
	12x12	23x23	529	0.30	0.21	774C4529-XXX
	15x10	28x19	532	0.30	0.25	774C4532-XXX
	14x14	25x25	625	0.30	0.21	774C4625-XXX
	14x14	26x26	676	0.30	0.20	744C4676-XXX
	14x14	27x27	729	0.30	0.24	774C4729-XXX
	15x15	29x29	841	0.32	0.24	774C4841-XXX
0.8	15x15	17x17	289	0.30	0.15	774N1289-XXX



DIMENSIONS AND DIAGRAMS

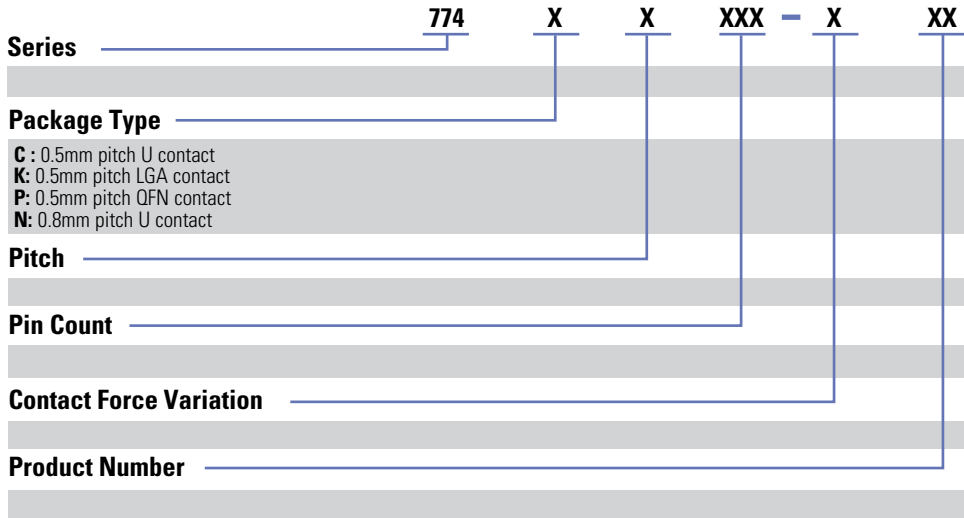
Dimensions in mm (inches)





DESCRIPTION & ORDERING INFO

Example : 774 X X XXX-X XX



Revised 02/06/18

Sensata Technologies, Inc. ("Sensata") data sheets are solely intended to assist designers ("Buyers") who are developing systems that incorporate Sensata products (also referred to herein as "components"). Buyer understands and agrees that Buyer remains responsible for using its independent analysis, evaluation and judgment in designing Buyer's systems and products. Sensata data sheets have been created using standard laboratory conditions and engineering practices. Sensata has not conducted any testing other than that specifically described in the published documentation for a particular data sheet. Sensata may make corrections, enhancements, improvements and other changes to its data sheets or components without notice.

Buyers are authorized to use Sensata data sheets with the Sensata component(s) identified in each particular data sheet. HOWEVER, NO OTHER LICENSE, EXPRESS OR IMPLIED, BY ESTOPPEL OR OTHERWISE TO ANY OTHER SENSATA INTELLECTUAL PROPERTY RIGHT, AND NO LICENSE TO ANY THIRD PARTY TECHNOLOGY OR INTELLECTUAL PROPERTY RIGHT, IS GRANTED HEREIN. SENSATA DATA SHEETS ARE PROVIDED "AS IS". SENSATA MAKES NO WARRANTIES OR REPRESENTATIONS WITH REGARD TO THE DATA SHEETS OR USE OF THE DATA SHEETS, EXPRESS, IMPLIED OR STATUTORY, INCLUDING ACCURACY OR COMPLETENESS. SENSATA DISCLAIMS ANY WARRANTY OF TITLE AND ANY IMPLIED WARRANTIES OF MERCHANTABILITY, FITNESS FOR A PARTICULAR PURPOSE, QUIET ENJOYMENT, QUIET POSSESSION, AND NON-INFRINGEMENT OF ANY THIRD PARTY INTELLECTUAL PROPERTY RIGHTS WITH REGARD TO SENSATA DATA SHEETS OR USE THEREOF.

All products are sold subject to Sensata's terms and conditions of sale supplied at www.sensata.com SENSATA ASSUMES NO LIABILITY FOR APPLICATIONS ASSISTANCE OR THE DESIGN OF BUYERS' PRODUCTS. BUYER ACKNOWLEDGES AND AGREES THAT IT IS SOLELY RESPONSIBLE FOR COMPLIANCE WITH ALL LEGAL, REGULATORY AND SAFETY-RELATED REQUIREMENTS CONCERNING ITS PRODUCTS, AND ANY USE OF SENSATA COMPONENTS IN ITS APPLICATIONS, NOTWITHSTANDING ANY APPLICATIONS-RELATED INFORMATION OR SUPPORT THAT MAY BE PROVIDED BY SENSATA.

Mailing Address: Sensata Technologies, Inc., 529 Pleasant Street, Attleboro, MA 02703, USA.

CONTACT US

Americas

480.682.6148 or 480.681.6116