




## | 9TC SERIES

1 Amp, 15 to 35 Amp, 3-Phase, Miniature, Ambient Compensated

### Introduction

Klixon® 9TC series circuit breakers provide ambient compensated circuit protection in a lightweight, sub-miniature package size. The three-phase integrally linked design provides overcurrent protection in the event of simultaneous or unbalanced overloads, including short circuit conditions.



### Features

- Miniature size
- Light weight
- Trip-free design
- AS58091 qualified
- Current rating: 1, 15 to 35 amp
- High interrupting capacity
- Protective terminal barriers between each phase
- Vibration pads improve mounting stability
- One phase trips all
- Includes features identical to Klixon® 2TC and 3TC series
- Options include: longer push buttons, dust boot (part #14500-1 fits 15/32 bushing, part #14500-5 fits 7/16 bushing)



### PERFORMANCE CHARACTERISTICS

<b>Vibrations</b>	10G minimum, 50–500 Hz
<b>Mechanical Shock</b>	50G
<b>Acceleration</b>	10G
<b>Weight</b>	88 grams (without hardware) 110 gram maximum (9TC14)
<b>Interrupt Current</b>	1, 15–35 amps; 2,000 amps at 120 VAC, 400 Hz
<b>Endurance</b>	2,500 cycles: 120 VAC, 400 Hz inductive 5,000 cycles: 120 VAC, 400 Hz resistive 5,000 cycles: Mechanical, no load



### QUALIFICATIONS

<b>Mil-spec</b>	MS 14153 (9TC2 device)
<b>USA</b>	All U.S. Aircraft OEMs



## CALIBRATION CHART

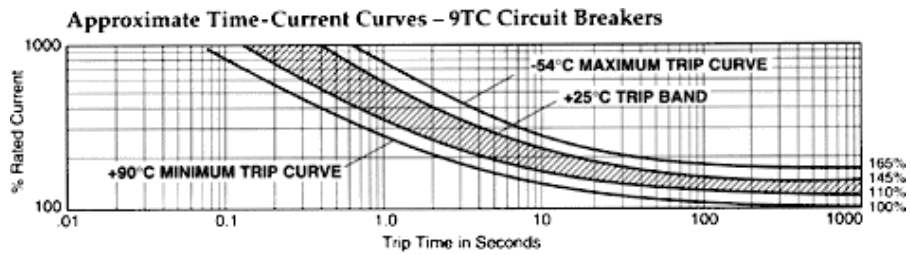
For a Standard Device

Temp.	Minimum Ultimate Trip	Maximum Ultimate Trip*	Trip Time (in seconds)		
			200%	500%	1000%
25°C	110%	145%	4-20	0.40-2.00	0.10-0.53
-54°C	110%	165%	6-40	0.55-3.50	0.15-0.80
71°C	100%	145%	3-20	0.33-1.70	0.08-0.40

*Depicts the most typical standard commercial device. For others, please contact us.  
\* Single-phase values apply when other two phases carry 100% of rated current.*



## TRIP CURVE



## VOLTAGE DROP

Amp Rating	Max. Voltage Drop*
1	1.10
15	0.25
20	0.25
25	0.25
30	0.25
35	0.25

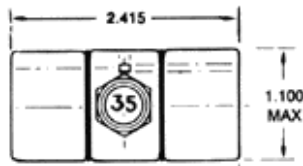
\*Maximum voltage drop at nominal rated current.



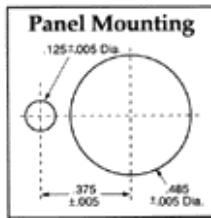
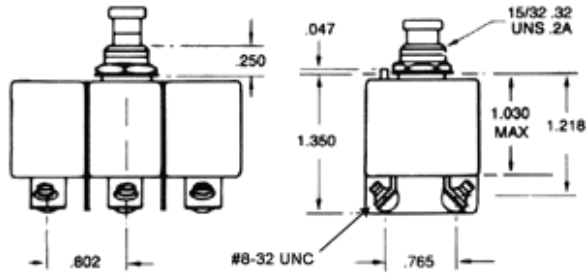
# DIMENSIONS

Dimensions in mm [Inch]

### Top View



### Side View



Revised 2/7/18

Sensata Technologies, Inc. ("Sensata") data sheets are solely intended to assist designers ("Buyers") who are developing systems that incorporate Sensata products (also referred to herein as "components"). Buyer understands and agrees that Buyer remains responsible for using its independent analysis, evaluation and judgment in designing Buyer's systems and products. Sensata data sheets have been created using standard laboratory conditions and engineering practices. Sensata has not conducted any testing other than that specifically described in the published documentation for a particular data sheet. Sensata may make corrections, enhancements, improvements and other changes to its data sheets or components without notice.

Buyers are authorized to use Sensata data sheets with the Sensata component(s) identified in each particular data sheet. HOWEVER, NO OTHER LICENSE, EXPRESS OR IMPLIED, BY ESTOPPEL OR OTHERWISE TO ANY OTHER SENSATA INTELLECTUAL PROPERTY RIGHT, AND NO LICENSE TO ANY THIRD PARTY TECHNOLOGY OR INTELLECTUAL PROPERTY RIGHT, IS GRANTED HEREIN. SENSATA DATA SHEETS ARE PROVIDED "AS IS". SENSATA MAKES NO WARRANTIES OR REPRESENTATIONS WITH REGARD TO THE DATA SHEETS OR USE OF THE DATA SHEETS, EXPRESS, IMPLIED OR STATUTORY, INCLUDING ACCURACY OR COMPLETENESS. SENSATA DISCLAIMS ANY WARRANTY OF TITLE AND ANY IMPLIED WARRANTIES OF MERCHANTABILITY, FITNESS FOR A PARTICULAR PURPOSE, QUIET ENJOYMENT, QUIET POSSESSION, AND NON-INFRINGEMENT OF ANY THIRD PARTY INTELLECTUAL PROPERTY RIGHTS WITH REGARD TO SENSATA DATA SHEETS OR USE THEREOF.

All products are sold subject to Sensata's terms and conditions of sale supplied at [www.sensata.com](http://www.sensata.com) SENSATA ASSUMES NO LIABILITY FOR APPLICATIONS ASSISTANCE OR THE DESIGN OF BUYERS' PRODUCTS. BUYER ACKNOWLEDGES AND AGREES THAT IT IS SOLELY RESPONSIBLE FOR COMPLIANCE WITH ALL LEGAL, REGULATORY AND SAFETY-RELATED REQUIREMENTS CONCERNING ITS PRODUCTS, AND ANY USE OF SENSATA COMPONENTS IN ITS APPLICATIONS, NOTWITHSTANDING ANY APPLICATIONS-RELATED INFORMATION OR SUPPORT THAT MAY BE PROVIDED BY SENSATA.

Mailing Address: Sensata Technologies, Inc., 529 Pleasant Street, Attleboro, MA 02703, USA.

## CONTACT US

### Americas

508-236-2551  
electrical-protection-sales@  
sensata.com

### Europe, Middle East & Africa

+31743578156  
info-sse@list.sensata.com

### Asia Pacific

sales.isasia@list.sensata.com  
China +86 (21) 2306 1500  
Japan +81 (45) 277 7117  
Korea +82 (31) 601 2004  
India +91 (80) 67920890  
Rest of Asia +886 (2) 27602006  
ext 2808