



AJ3
JOYSTICK

Introduction

The AJ3 Joystick from DeltaTech Controls® provides the reliability required in demanding environmental conditions such as heavy duty industrial applications.

The high mechanical strength of the shaft and the unique sensing design make the joystick ideal for rigorous use in rugged, harsh environments.

The AJ3 Joystick is designed to accommodate standard and custom designed multifunction grips.

The AJ3 Joystick is available separately or combined with various multifunction grips.



Main Features

- Contactless sensing – Hall effect
- Life greater than 5 million cycles
- 2 sensors per axis
- Integrated temperature compensation
- Standard or customized multifunction grips

Custom Modifications

- Output characteristics
- Operating force
- Lever deflection angle
- Gate pattern
- Over travel function
- Multifunction grips



SPECIFICATIONS

Electrical

Variant

Supply Ratings - System Voltage - Voltage Range - Maximum Current - Max. Output Voltage		12V or 24V dc 8V ... 16V or 8V ... 30V 180 mA at 24V dc Vsupply – 2.5V dc
Voltage Output (maximum output current 5 mA)	VO1 VO2 VO8 VO9	0V ... (Vsupply - 2.5V dc) 0 ... 5V dc 0.5 ... 4.5V dc 25% Vsupply ... 75% Vsupply
PWM Output	PW2	500 Hz ± 80 Hz
CAN Bus Output	CA1... CA2... J19	CAN 2.0A (11 bit identifier) CAN 2.0B (29 bit identifier) SAE J1939
Output Center Position (signal)	C2 C3	Inactive 0V / active 5V ^(B) Inactive 0V / active Vsupply ^(B)
Other electrical Characteristics	EMI	100 V/m

Mechanical

Life	> 5 million cycles
Operating temperature	- 40°C to 85°C
Operating torque (measured 140 mm from pivot point)	0.56 Nm, 1.2 Nm, 1.7 Nm, 2.2 Nm
Horizontal load maximum	100 Nm
Vertical load maximum	1000 N
max. Torque (Z-axis)	20 Nm
Protection Level	IP 65 ^(C)
Gate options	square, cross, single axis ^(A)
Lever deflection X/Y	± 20° ^(A)
Center position tolerance	± 2° + 0.5°
Weight	450g
Housing	Aluminum
Boot	EPDM (black)
Cable	Pigtail 600 mm without connector (24 AWG, 0,25 mm ²)

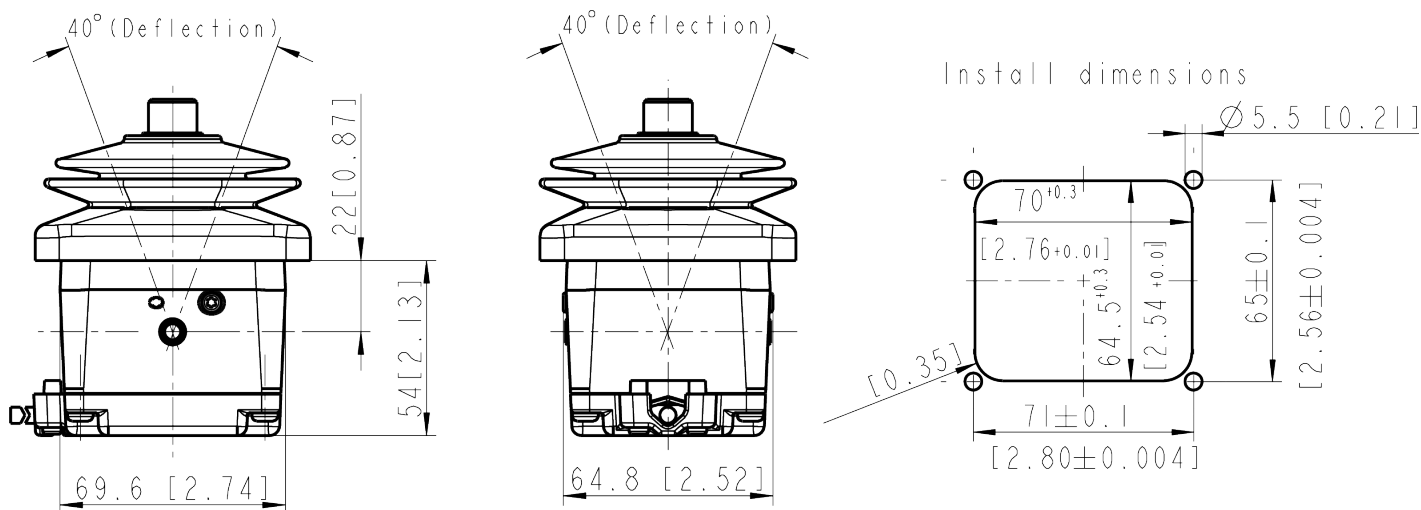
GENERAL NOTES

^(A) Others available on request

^(B) Active, if the lever is in the center position inactive, if the lever is outside of the center position

^(C) Above gate with boot

DIMENSIONS

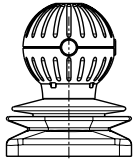




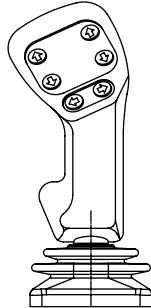
MULTIFUNCTION GRIPS

for details see MFG datasheet

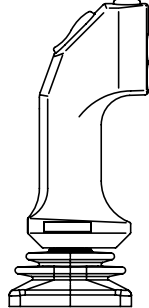
MFG Ball



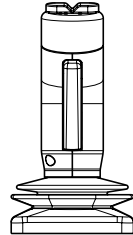
MFG SK



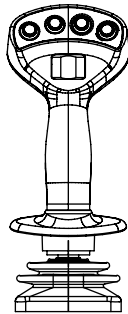
MFG S1



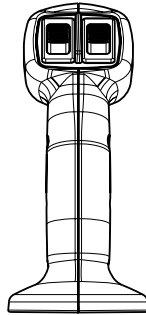
MFG S2



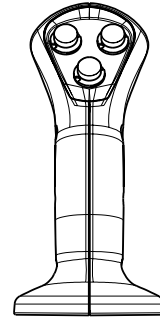
MFG S3

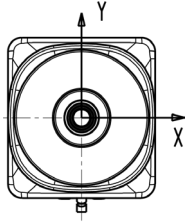


MFG S4



MFG S7





Y-axis



Cross



Square

Family	AJ3	S	X1.7	Y1.7	-	V08	C2	...
AJ3								
Gate								
S: Square C: Cross X: X-axis single Y: Y-axis single								
X-Axis Operation Torque								
X0.56: 0.56 Nm X1.2: 1.2 Nm X1.7: 1.7 Nm X2.2: 2.2 Nm								
Y-Axis Operation Torque								
Y0.56: 0.56 Nm Y1.2: 1.2 Nm Y1.7: 1.7 Nm Y2.2: 2.2 Nm								
Overtravel (float)								
- : none (available on request)								
Output Signals								
V01: 0 ... (Vsupply - 2.5V) V02: 0 ... 5V V08: 0.5 ... 4.5V V09: 25% Vsupply ... 75% Vsupply PW2: PWM 500 Hz ± 80Hz CA1: CAN 2.0A CA2: CAN 2.0B J19: SAE J1939 based								
Output Center Position (signal) only for Voltage Output								
C2: inactive 0V / active 5V C3: inactive 0V / active Vsupply								
Grip								
- : no grip ... : see MFG datasheet for grip order code								

Recommended MFG operating torque combination:

MFG	Operating torque
Ball	0.56 Nm, 1.2 Nm
S2	1.2 Nm, 1.7 Nm
S1, S3, SK, S4, S7	1.7 Nm, 2.2 Nm

Conversion table N in NM for AJ3 (measured 140mm from pivot point)

Newton	Newtonmeter
4N	0.56 Nm
8N	1.2 Nm
12N	1.7 Nm
16N	2.2 Nm

Vsupply = voltage supply (Ubat)

MFG = multifunction grip

Sensata Technologies, Inc. ("Sensata") data sheets are solely intended to assist designers ("Buyers") who are developing systems that incorporate Sensata products (also referred to herein as "components"). Buyer understands and agrees that Buyer remains responsible for using its independent analysis, evaluation and judgment in designing Buyer's systems and products. Sensata data sheets have been created using standard laboratory conditions and engineering practices. Sensata has not conducted any testing other than that specifically described in the published documentation for a particular data sheet. Sensata may make corrections, enhancements, improvements and other changes to its data sheets or components without notice.

Buyers are authorized to use Sensata data sheets with the Sensata component(s) identified in each particular data sheet. HOWEVER, NO OTHER LICENSE, EXPRESS OR IMPLIED, BY ESTOPPEL OR OTHERWISE TO ANY OTHER SENSATA INTELLECTUAL PROPERTY RIGHT, AND NO LICENSE TO ANY THIRD PARTY TECHNOLOGY OR INTELLECTUAL PROPERTY RIGHT, IS GRANTED HEREIN. SENSATA DATA SHEETS ARE PROVIDED "AS IS". SENSATA MAKES NO WARRANTIES OR REPRESENTATIONS WITH REGARD TO THE DATA SHEETS OR USE OF THE DATA SHEETS, EXPRESS, IMPLIED OR STATUTORY, INCLUDING ACCURACY OR COMPLETENESS. SENSATA DISCLAIMS ANY WARRANTY OF TITLE AND ANY IMPLIED WARRANTIES OF MERCHANTABILITY, FITNESS FOR A PARTICULAR PURPOSE, QUIET ENJOYMENT, QUIET POSSESSION, AND NON-INFRINGEMENT OF ANY THIRD PARTY INTELLECTUAL PROPERTY RIGHTS WITH REGARD TO SENSATA DATA SHEETS OR USE THEREOF.

All products are sold subject to Sensata's terms and conditions of sale supplied at www.sensata.com SENSATA ASSUMES NO LIABILITY FOR APPLICATIONS ASSISTANCE OR THE DESIGN OF BUYERS' PRODUCTS. BUYER ACKNOWLEDGES AND AGREES THAT IT IS SOLELY RESPONSIBLE FOR COMPLIANCE WITH ALL LEGAL, REGULATORY AND SAFETY-RELATED REQUIREMENTS CONCERNING ITS PRODUCTS, AND ANY USE OF SENSATA COMPONENTS IN ITS APPLICATIONS, NOTWITHSTANDING ANY APPLICATIONS-RELATED INFORMATION OR SUPPORT THAT MAY BE PROVIDED BY SENSATA.

Mailing Address: Sensata Technologies, Inc., 529 Pleasant Street, Attleboro, MA 02703, USA.

CONTACT US

INDUSTRIAL SOLUTIONS DIVISION Americas
+1 (800) 350 2727
sensors.deltatech@sensata.com
Europe, Middle East & Africa
+359 (2) 809 1826
ost-info.eu@sensata.com
Asia Pacific
sales.isasia@list.sensata.com
China +86 (21) 2306 1500
Japan +81 (45) 277 7117
Korea +82 (31) 601 2004
India +91 (80) 67920890
Rest of Asia +886 (2) 27602006 ext 2808

HEAVY VEHICLE & OFF-ROAD DIVISION Americas
+1 508 236 2196
products@sensata.com
Europe, Middle East & Africa
+49 30 43 999 0
products@sensata.com
Asia Pacific
products@sensata.com
China +86 (21) 2306 1500
Japan +81 (45) 277 7001
Korea +82 (31) 601 2004